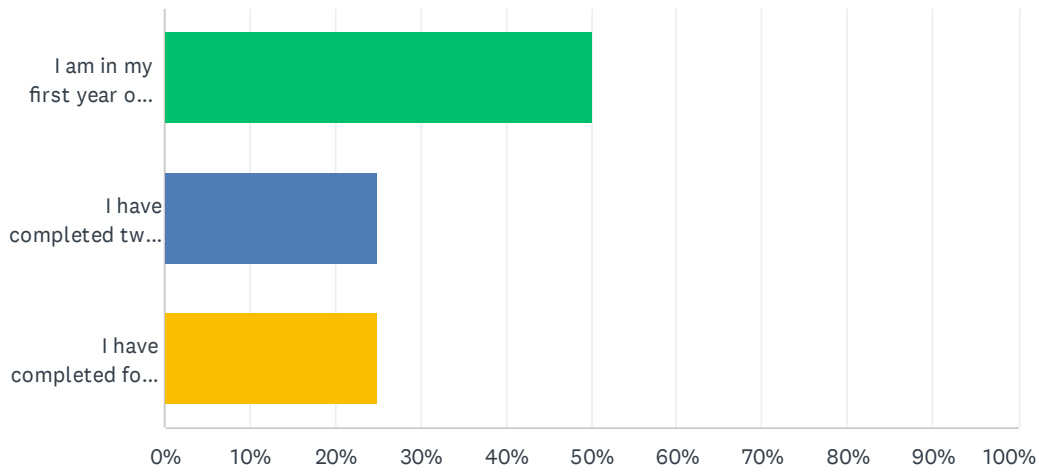


### Q4 How long have you been a licensed and practicing educator:

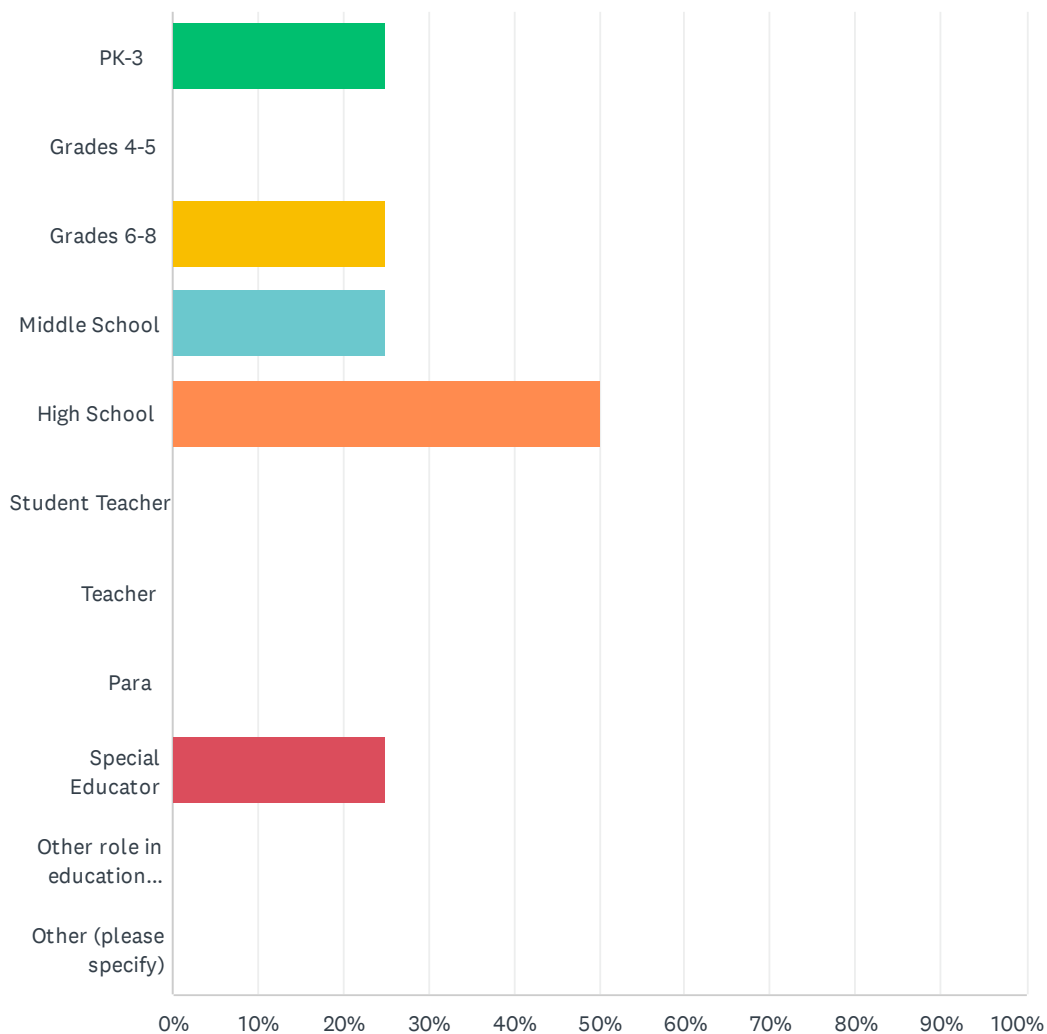
Answered: 4 Skipped: 0



ANSWER CHOICES	RESPONSES	
I am in my first year of teaching	50.00%	2
I have completed two semesters, but not four semesters of teaching	25.00%	1
I have completed four or more semesters of teaching	25.00%	1
<b>TOTAL</b>		<b>4</b>

### Q5 Current teaching assignment (check all that apply):

Answered: 4 Skipped: 0



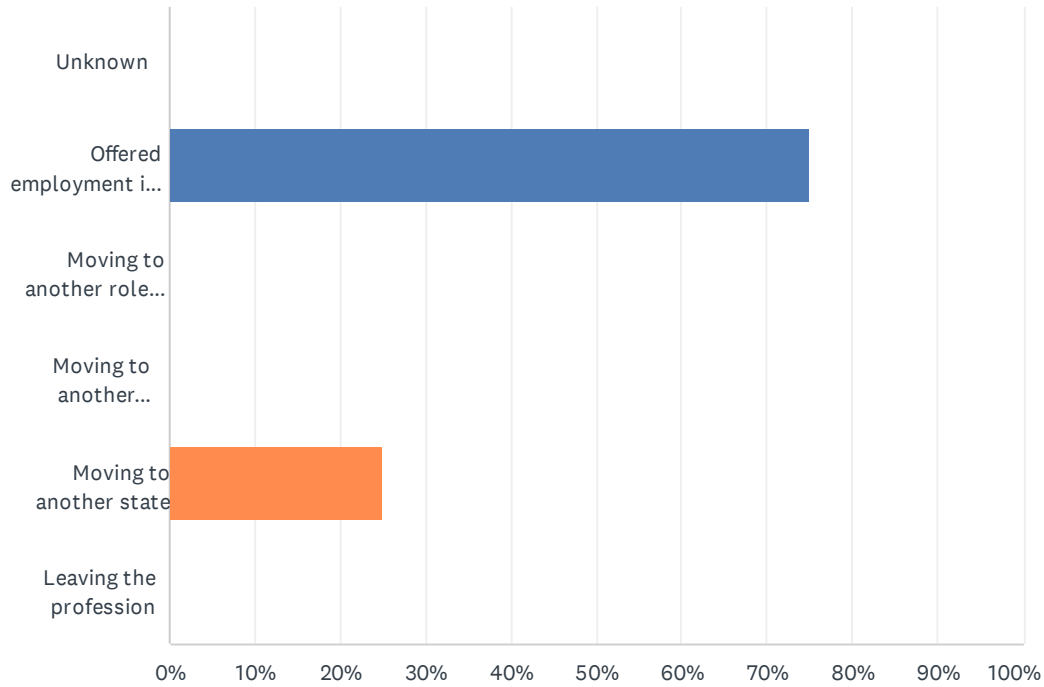
Teacher Strengths Survey - Teacher Responses 2022

ANSWER CHOICES	RESPONSES	
PK-3	25.00%	1
Grades 4-5	0.00%	0
Grades 6-8	25.00%	1
Middle School	25.00%	1
High School	50.00%	2
Student Teacher	0.00%	0
Teacher	0.00%	0
Para	0.00%	0
Special Educator	25.00%	1
Other role in education (principal, counselor, central office, social worker, school psychologist)	0.00%	0
Other (please specify)	0.00%	0
Total Respondents: 4		

#	OTHER (PLEASE SPECIFY)	DATE
	There are no responses.	

## Q6 Teaching assignment year:

Answered: 4 Skipped: 0

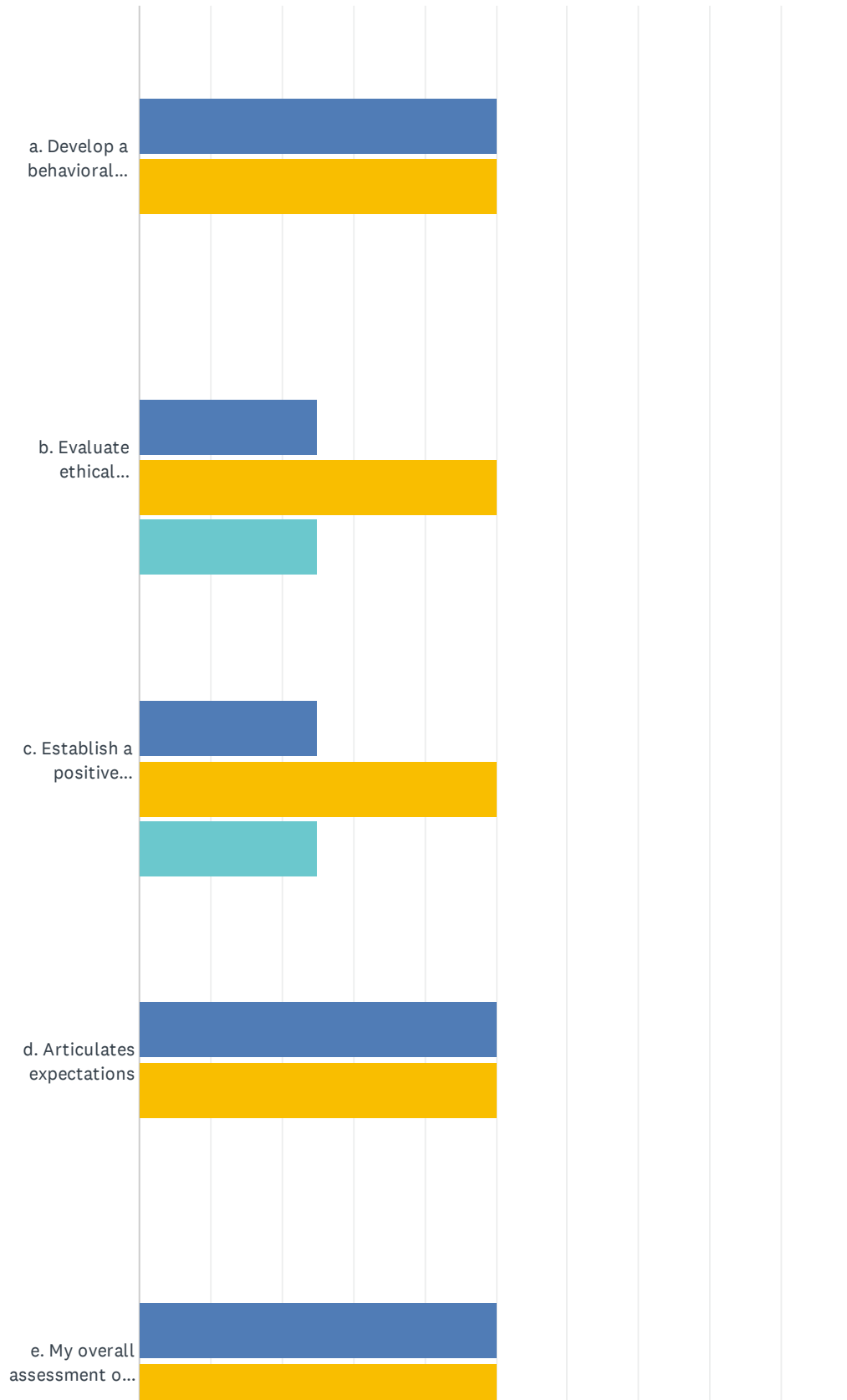


ANSWER CHOICES	RESPONSES
Unknown	0.00% 0
Offered employment in similar position next year in the same district	75.00% 3
Moving to another role in education in the same district	0.00% 0
Moving to another district	0.00% 0
Moving to another state	25.00% 1
Leaving the profession	0.00% 0
Total Respondents: 4	

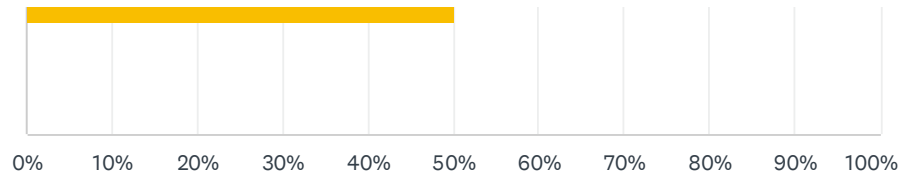
#	NEXT YEAR'S SCHOOL DISTRICT, IF KNOWN: FILL IN BLANK	DATE
	There are no responses.	

## Q7 Managing my classroom

Answered: 4 Skipped: 0



## Teacher Strengths Survey - Teacher Responses 2022



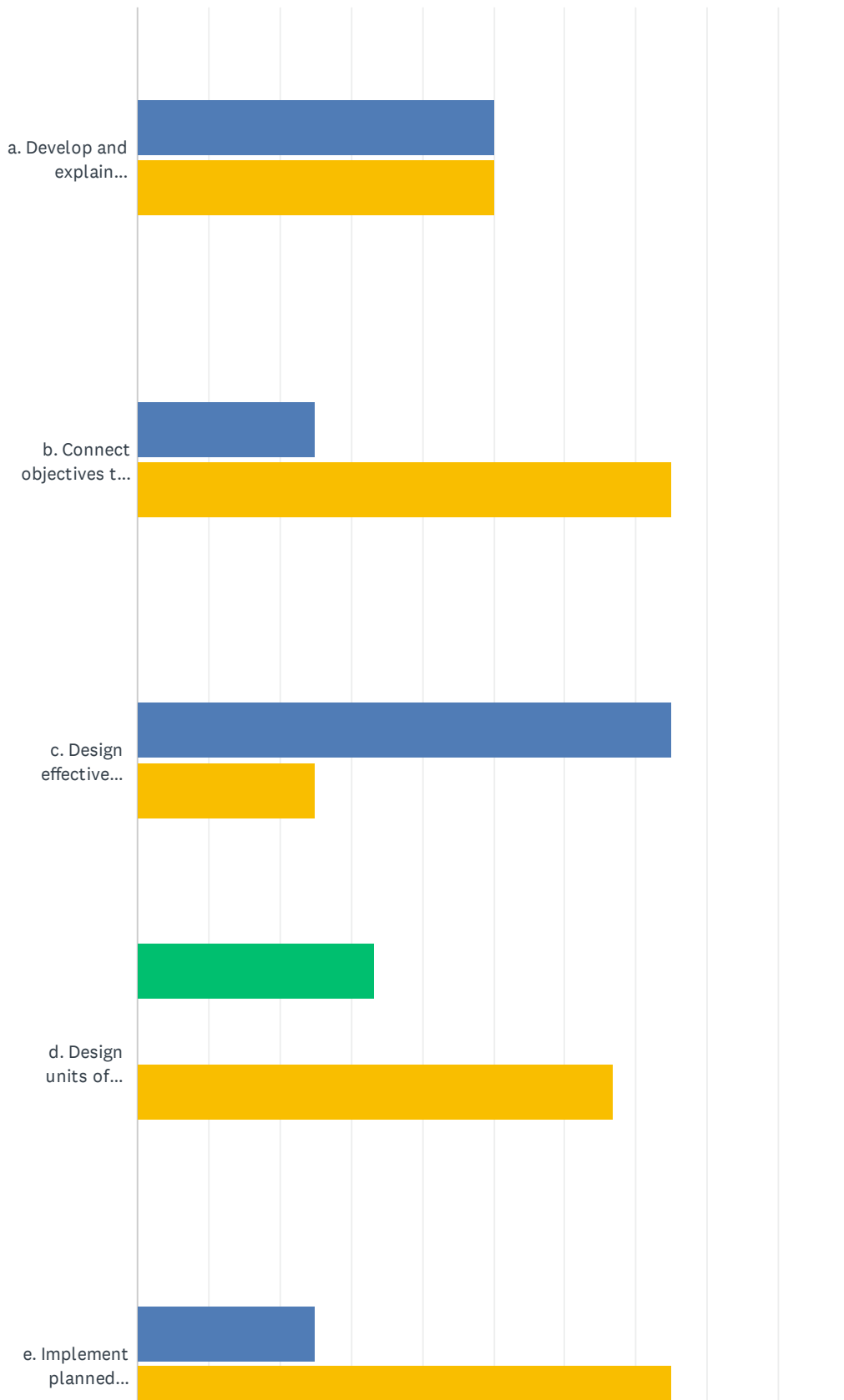
■ Novice     
 ■ Apprentice...     
 ■ Accomplish...     
 ■ Exemplary

	NOVICE	APPRENTICE-DEVELOPING	ACCOMPLISHED APPRENTICE - TARGET LEVEL	EXEMPLARY	TOTAL	WEIGHTED AVERAGE
a. Develop a behavioral management plan	0.00% 0	50.00% 2	50.00% 2	0.00% 0	4	2.50
b. Evaluate ethical decisions in a professional environment	0.00% 0	25.00% 1	50.00% 2	25.00% 1	4	3.00
c. Establish a positive classroom environment	0.00% 0	25.00% 1	50.00% 2	25.00% 1	4	3.00
d. Articulates expectations	0.00% 0	50.00% 2	50.00% 2	0.00% 0	4	2.50
e. My overall assessment of my ability to manage my classroom	0.00% 0	50.00% 2	50.00% 2	0.00% 0	4	2.50

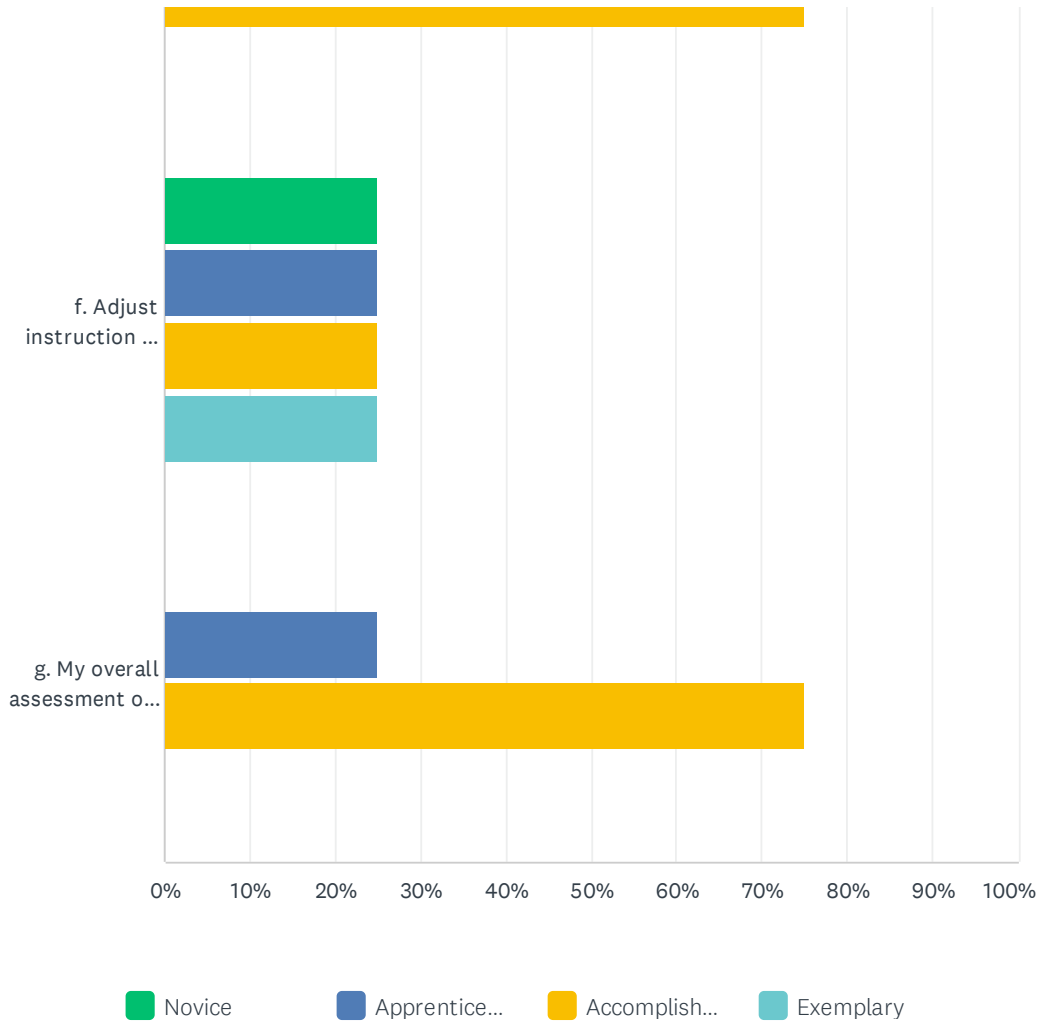
#	ADDITIONAL COMMENTS	DATE
1	Do better with older age students.	5/1/2023 2:12 PM
2	Need to write down the student's roles and expectations. Some students come to school just because of him.	5/1/2023 1:36 PM
3	Need to set behavioral management plan at beginning of the year.	5/1/2023 11:52 AM

## Q8 Planning Units and Lessons

Answered: 4 Skipped: 0



## Teacher Strengths Survey - Teacher Responses 2022



	NOVICE	APPRENTICE-DEVELOPING	ACCOMPLISHED APPRENTICE - TARGET LEVEL	EXEMPLARY	TOTAL	WEIGHTED AVERAGE
a. Develop and explain learning outcomes	0.00% 0	50.00% 2	50.00% 2	0.00% 0	4	2.50
b. Connect objectives to state/national standards	0.00% 0	25.00% 1	75.00% 3	0.00% 0	4	2.75
c. Design effective lessons (micro)	0.00% 0	75.00% 3	25.00% 1	0.00% 0	4	2.25
d. Design units of instruction (macro)	33.33% 1	0.00% 0	66.67% 2	0.00% 0	3	2.33
e. Implement planned learning activities	0.00% 0	25.00% 1	75.00% 3	0.00% 0	4	2.75
f. Adjust instruction to address the emerging needs of learners	25.00% 1	25.00% 1	25.00% 1	25.00% 1	4	2.50
g. My overall assessment of ability to plan units and lessons	0.00% 0	25.00% 1	75.00% 3	0.00% 0	4	2.75

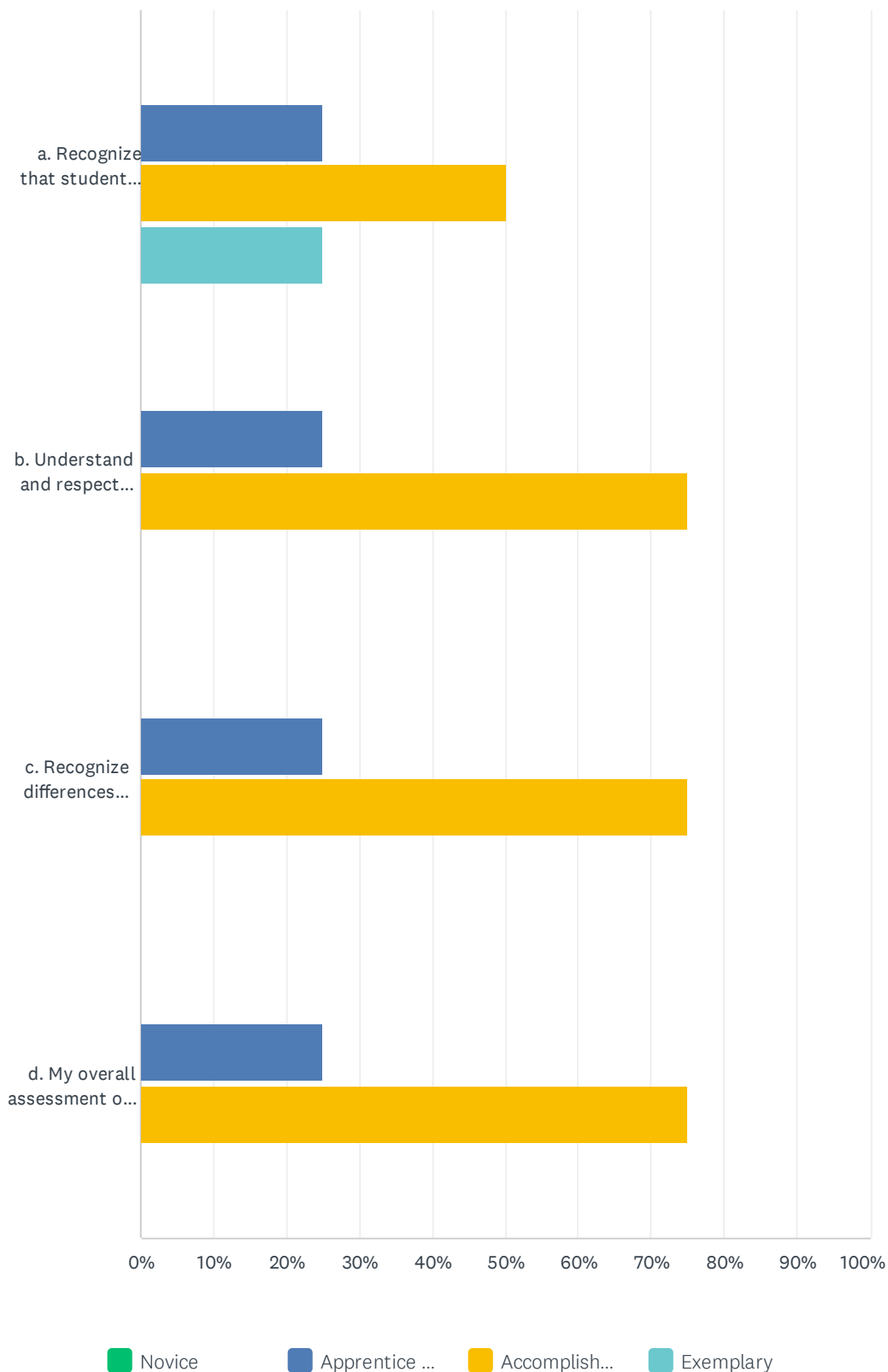
#	ADDITIONAL COMMENTS	DATE
1	First year of the curriculum -- caused some challenges.	5/1/2023 11:52 AM





## Q9 Understanding my learners

Answered: 4 Skipped: 0



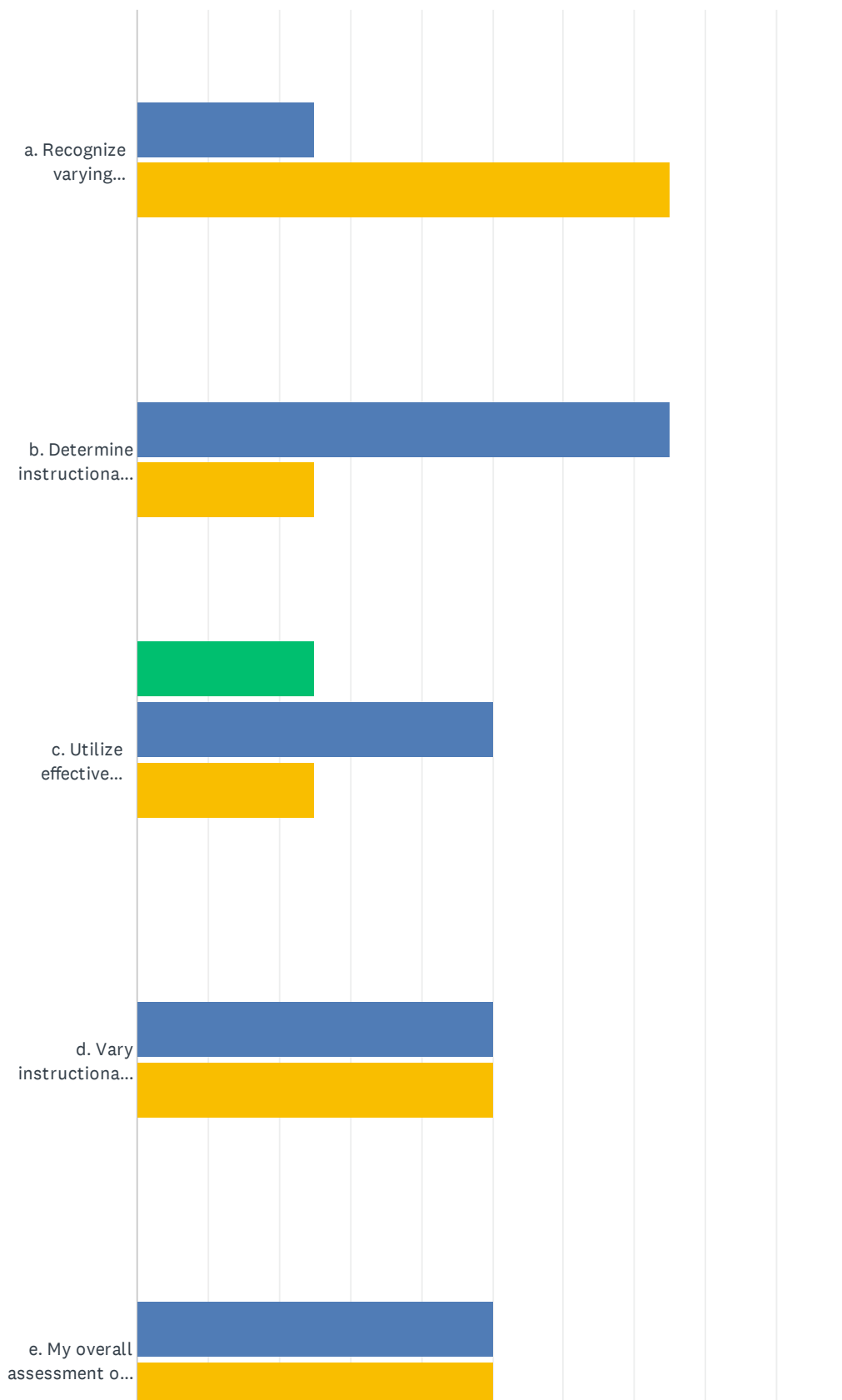
Teacher Strengths Survey - Teacher Responses 2022

	NOVICE	APPRENTICE - DEVELOPING	ACCOMPLISHED APPRENTICE - TARGET LEVEL	EXEMPLARY	TOTAL	WEIGHTED AVERAGE
a. Recognize that students mature and develop at different rates and stages in life	0.00% 0	25.00% 1	50.00% 2	25.00% 1	4	3.00
b. Understand and respect diverse learning needs of students from varying cultural and economic backgrounds	0.00% 0	25.00% 1	75.00% 3	0.00% 0	4	2.75
c. Recognize differences among my experiences and the experiences of students who have different backgrounds from me	0.00% 0	25.00% 1	75.00% 3	0.00% 0	4	2.75
d. My overall assessment of ability to understand the learners	0.00% 0	25.00% 1	75.00% 3	0.00% 0	4	2.75

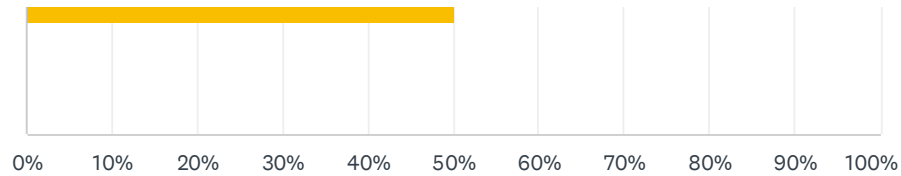
#	ADDITIONAL COMMENTS	DATE
1	Connect well with the "poorer" students	5/1/2023 1:36 PM

## Q10 Utilizing methods of teaching and instruction

Answered: 4 Skipped: 0



## Teacher Strengths Survey - Teacher Responses 2022



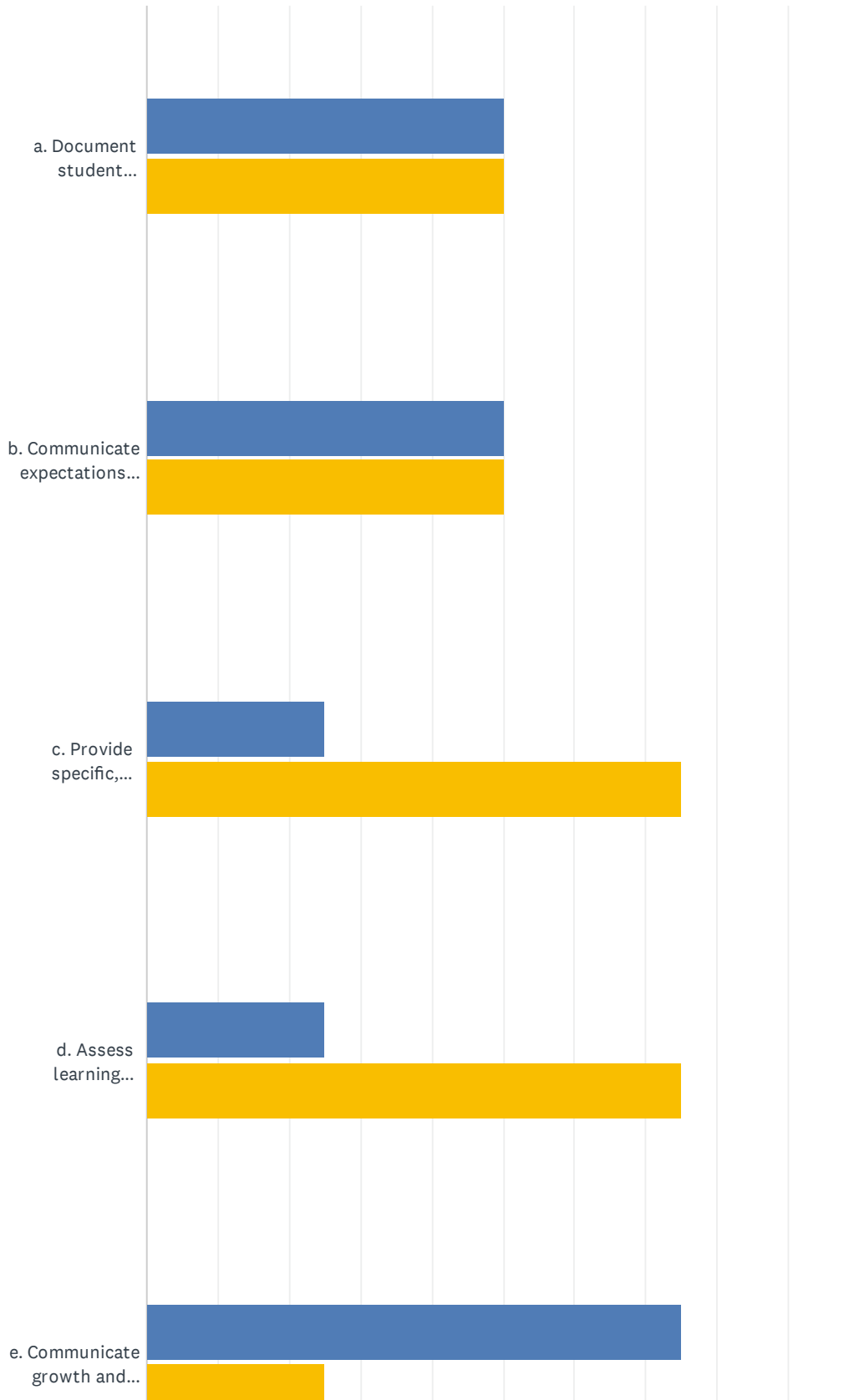
■ Novice     
 ■ Apprentice ...     
 ■ Accomplish...     
 ■ Exemplary

	NOVICE	APPRENTICE - DEVELOPING	ACCOMPLISHED - TARGET LEVEL	APPRENTICE	EXEMPLARY	TOTAL	WEIGHTED AVERAGE
a. Recognize varying modalities and learning styles	0.00% 0	25.00% 1	75.00% 3	0.00% 0	4	2.75	
b. Determine instructional approaches, based upon desired learning outcomes, objectives, and standards	0.00% 0	75.00% 3	25.00% 1	0.00% 0	4	2.25	
c. Utilize effective research-based strategies consistent with the learning outcomes	25.00% 1	50.00% 2	25.00% 1	0.00% 0	4	2.00	
d. Vary instructional approaches to meet the different learning needs of specific students	0.00% 0	50.00% 2	50.00% 2	0.00% 0	4	2.50	
e. My overall assessment of ability to utilize methods of teaching and instruction	0.00% 0	50.00% 2	50.00% 2	0.00% 0	4	2.50	

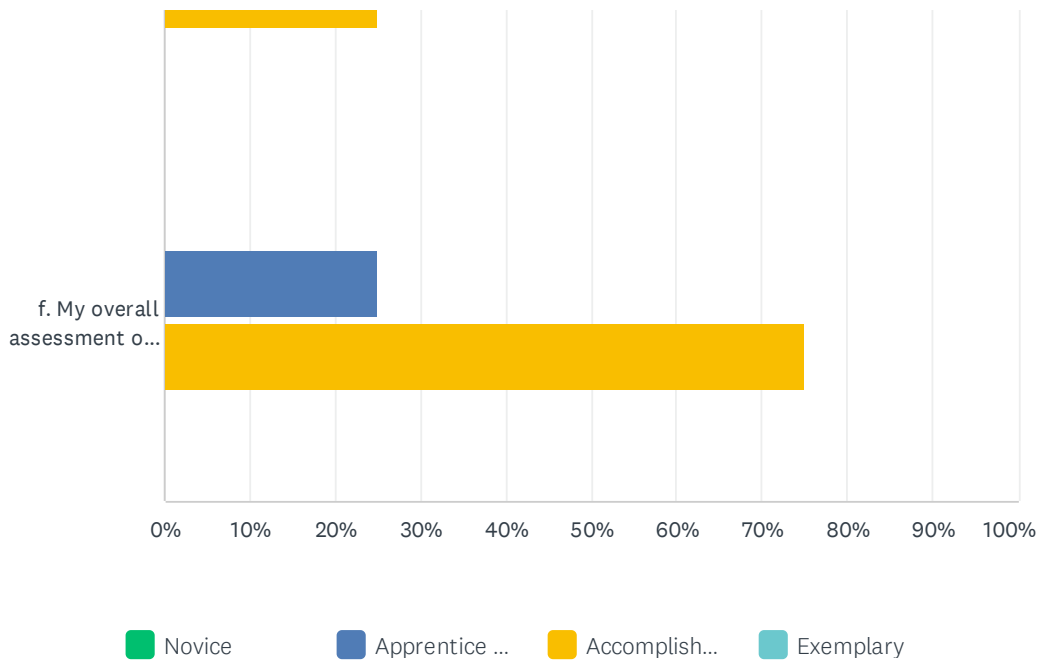
#	ADDITIONAL COMMENTS	DATE
1	Does have several SPED students.	5/1/2023 2:12 PM
2	Science doesn't use MTSS.	5/1/2023 11:52 AM

## Q11 Assessing and tracking student performance

Answered: 4 Skipped: 0



## Teacher Strengths Survey - Teacher Responses 2022



	NOVICE	APPRENTICE - DEVELOPING	ACCOMPLISHED APPRENTICE - TARGET LEVEL	EXEMPLARY	TOTAL	WEIGHTED AVERAGE
a. Document student performance	0.00% 0	50.00% 2	50.00% 2	0.00% 0	4	2.50
b. Communicate expectations for mastering content	0.00% 0	50.00% 2	50.00% 2	0.00% 0	4	2.50
c. Provide specific, corrective and supportive feedback	0.00% 0	25.00% 1	75.00% 3	0.00% 0	4	2.75
d. Assess learning through formative and summative assessments	0.00% 0	25.00% 1	75.00% 3	0.00% 0	4	2.75
e. Communicate growth and change in student performance	0.00% 0	75.00% 3	25.00% 1	0.00% 0	4	2.25
f. My overall assessment of ability to assess and track student performance	0.00% 0	25.00% 1	75.00% 3	0.00% 0	4	2.75

## Q12 What evidence do you have that demonstrates your impact on student learning in your classroom?

Answered: 4 Skipped: 0

#	RESPONSES	DATE
1	FastBridge - quarterly. Standards assess personally both formative and summative. Mid-quarter checks -- to check with MTSS groups.	5/1/2023 2:17 PM
2	Project: Rubrics are used to evaluate each project. Technique, effort, creativity, composition, assignment objective. Every three weeks this is done.	5/1/2023 2:12 PM
3	Fast Bridge. UBC--Universal Behavioral Chart IEP Goals	5/1/2023 1:36 PM
4	Discussion based evidence. Curriculum is built to be query based. Work towards both individual and whole group based teaching.	5/1/2023 11:52 AM



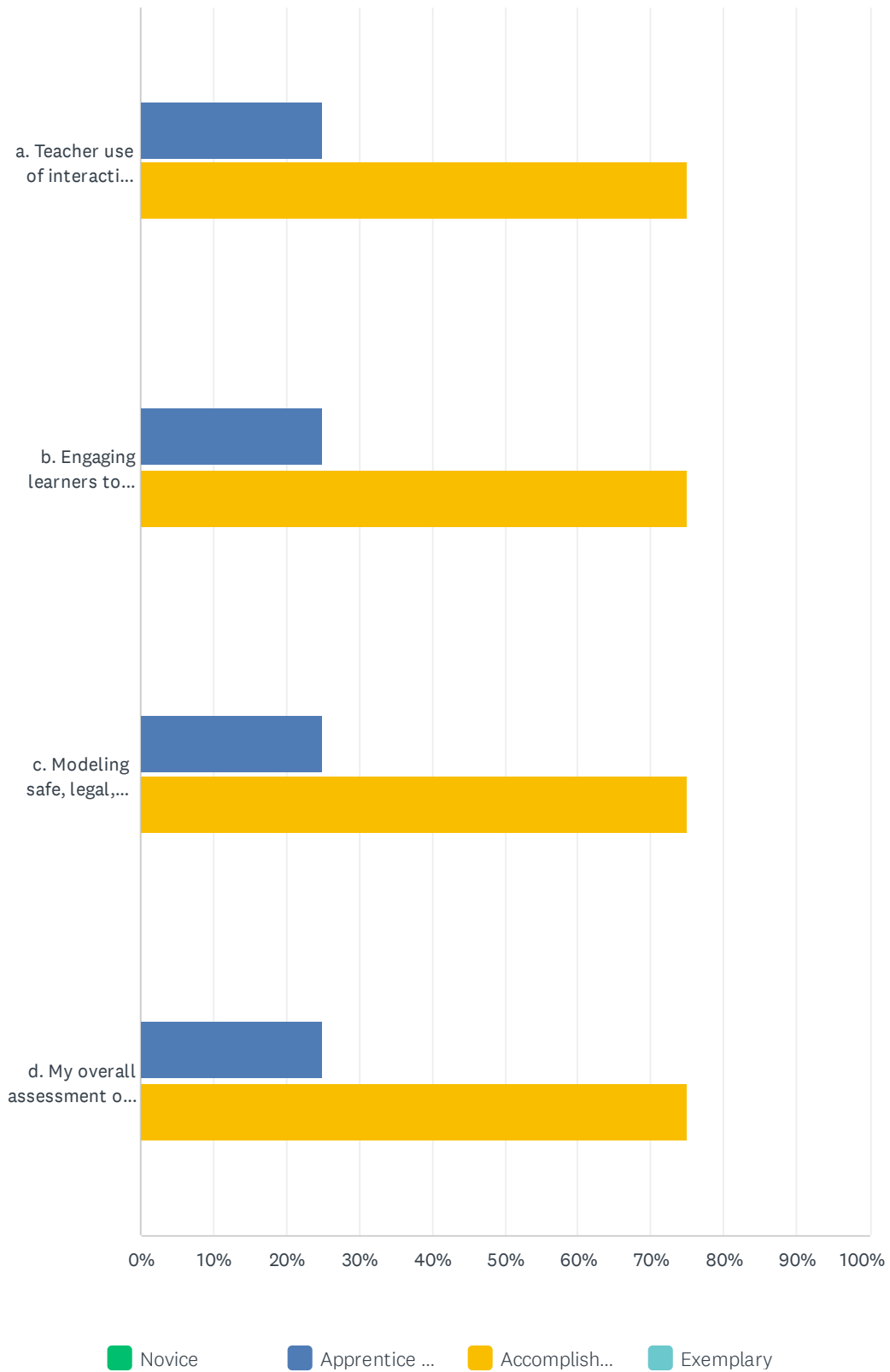
## Q13 What does the evidence tell you in regard to your impact on student learning?

Answered: 4 Skipped: 0

#	RESPONSES	DATE
1	FastBridge -- tells me how I should be dealing with each student. Quarter reports -- where they need to be "heading"	5/1/2023 2:17 PM
2	Focus on improving tasks (skills) throughout the semester. Shading, drawing, color -- topics that are demonstrated to build on prior knowledge.	5/1/2023 2:12 PM
3	Students showing growth! Improvement shown when reaching IEP goals.	5/1/2023 1:36 PM
4	Students are showing growth by my teaching. Spring semester has gotten better. Using test results to impact learning. Implement writing skills.	5/1/2023 11:52 AM

## Q14 Technology integration

Answered: 4 Skipped: 0



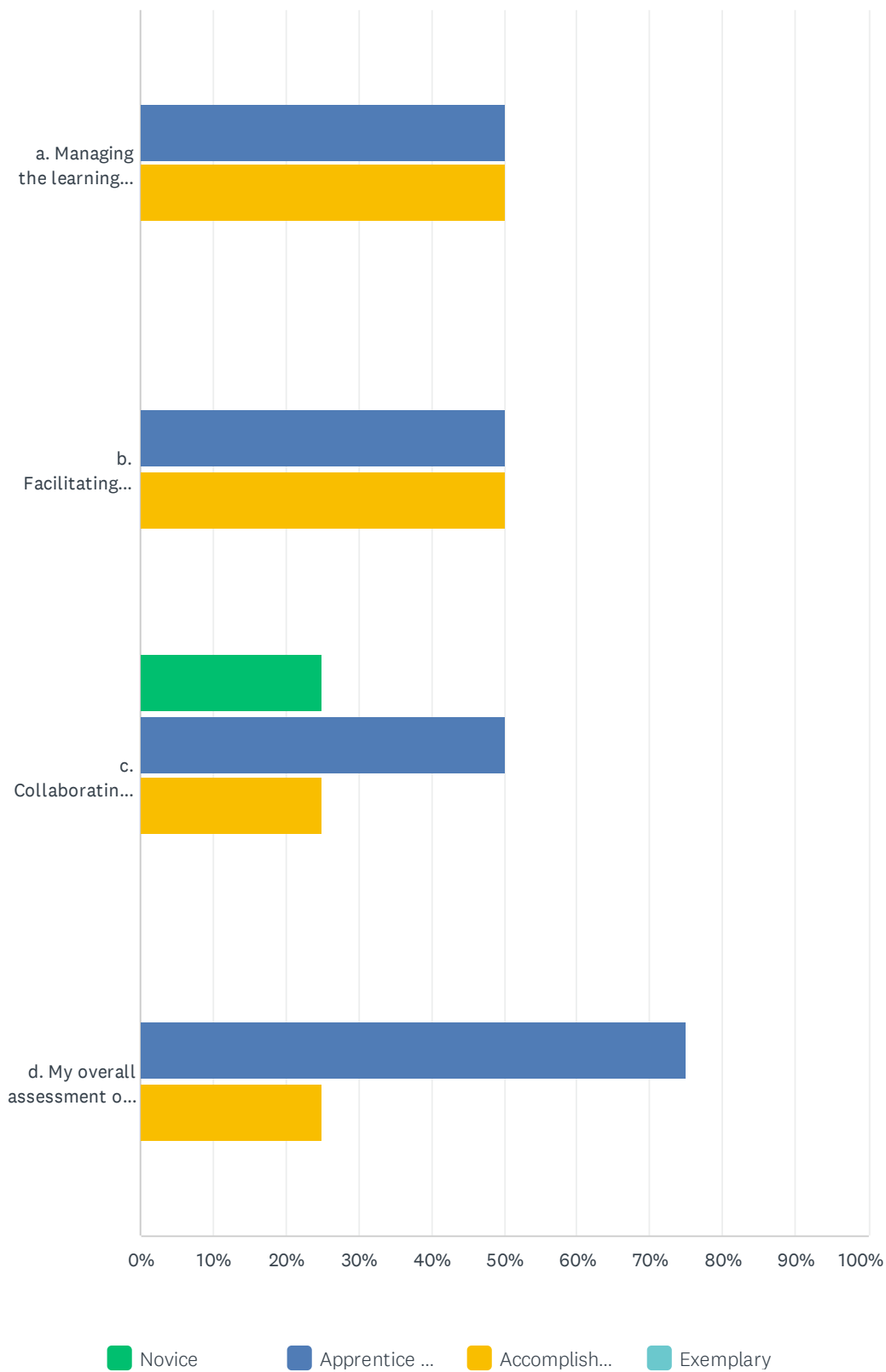
Teacher Strengths Survey - Teacher Responses 2022

	NOVICE	APPRENTICE - DEVELOPING	ACCOMPLISHED PRACTITIONER - TARGET LEVEL	EXEMPLARY	TOTAL	WEIGHTED AVERAGE
a. Teacher use of interactive technologies to support instruction	0.00% 0	25.00% 1	75.00% 3	0.00% 0	4	2.75
b. Engaging learners to access, interpret, evaluate, and apply information	0.00% 0	25.00% 1	75.00% 3	0.00% 0	4	2.75
c. Modeling safe, legal, and ethical use of information	0.00% 0	25.00% 1	75.00% 3	0.00% 0	4	2.75
d. My overall assessment of the graduate's ability to integrate technology to promote learning	0.00% 0	25.00% 1	75.00% 3	0.00% 0	4	2.75

#	ADDITIONAL COMMENTS	DATE
1	Use of google classroom is evident.	5/1/2023 2:12 PM
2	Not all research is online.	5/1/2023 11:52 AM

## Q15 Equity/All Learners

Answered: 4 Skipped: 0



Teacher Strengths Survey - Teacher Responses 2022

	NOVICE	APPRENTICE - DEVELOPING	ACCOMPLISHED PRACTITIONER - TARGET LEVEL	EXEMPLARY	TOTAL	WEIGHTED AVERAGE
a. Managing the learning environment to actively and equitably engage all learners	0.00% 0	50.00% 2	50.00% 2	0.00% 0	4	2.50
b. Facilitating learners' ability to develop diverse social and cultural perspectives that expand their understanding of local and global issues	0.00% 0	50.00% 2	50.00% 2	0.00% 0	4	2.50
c. Collaborating with families and communities to promote learner growth and development	25.00% 1	50.00% 2	25.00% 1	0.00% 0	4	2.00
d. My overall assessment of the graduate's ability to foster an equitable learning environment	0.00% 0	75.00% 3	25.00% 1	0.00% 0	4	2.25

#	ADDITIONAL COMMENTS	DATE
1	Reaches out to parents in emails.	5/1/2023 1:36 PM