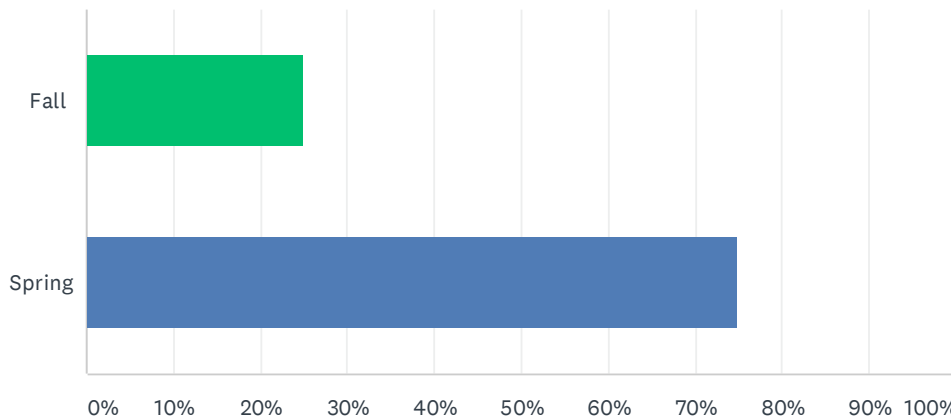


## Q2 Student Teaching Semester:

Answered: 4 Skipped: 1



ANSWER CHOICES	RESPONSES
Fall	25.00% 1
Spring	75.00% 3
TOTAL	4

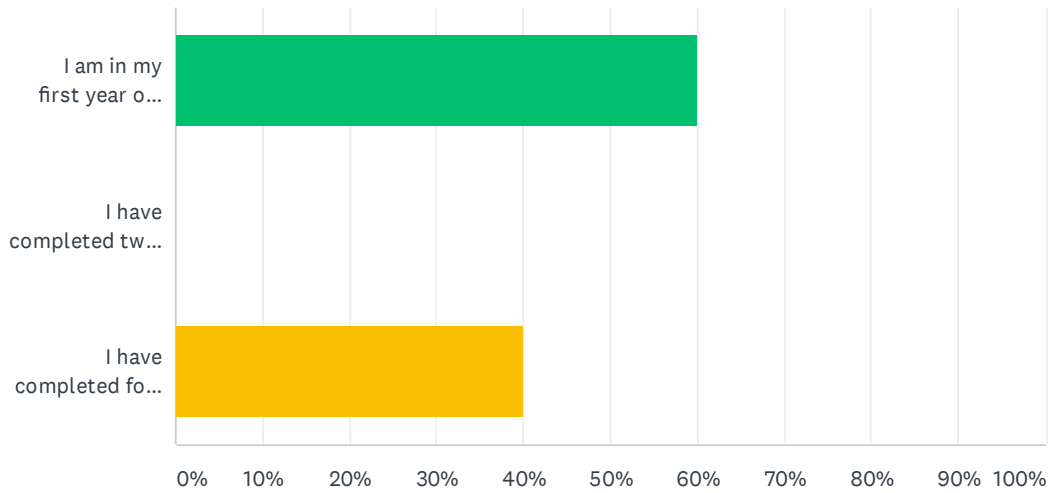
## Q3 Student Teaching Year:

Answered: 5 Skipped: 0

#	RESPONSES	DATE
1	2018	4/30/2019 1:49 PM
2	2015	4/30/2019 1:44 PM
3	2017	4/30/2019 1:33 PM
4	2016	4/30/2019 1:22 PM
5	2018	4/30/2019 10:13 AM

### Q4 How long have you been a licensed and practicing educator:

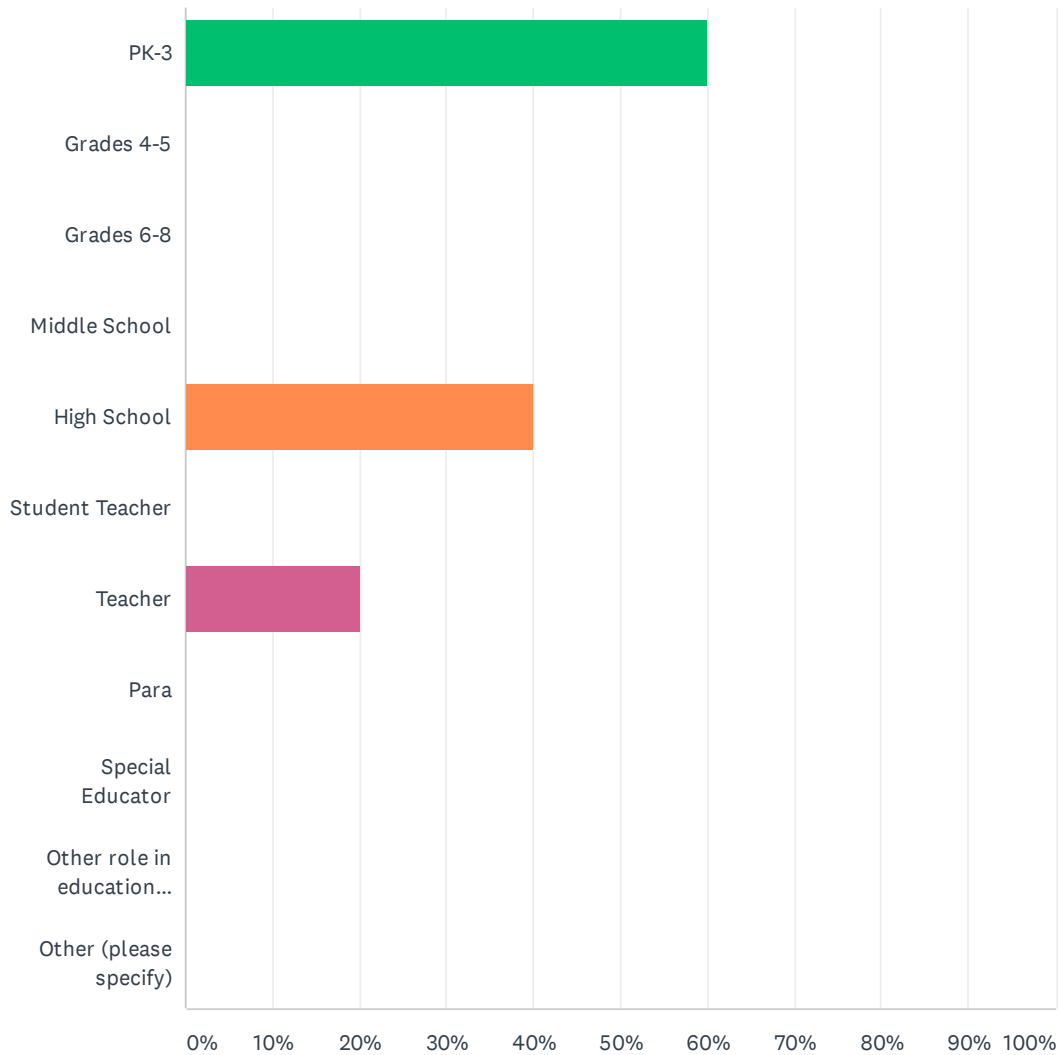
Answered: 5 Skipped: 0



ANSWER CHOICES	RESPONSES	
I am in my first year of teaching	60.00%	3
I have completed two semesters, but not four semesters of teaching	0.00%	0
I have completed four or more semesters of teaching	40.00%	2
<b>TOTAL</b>		<b>5</b>

### Q5 Current teaching assignment (check all that apply):

Answered: 5 Skipped: 0



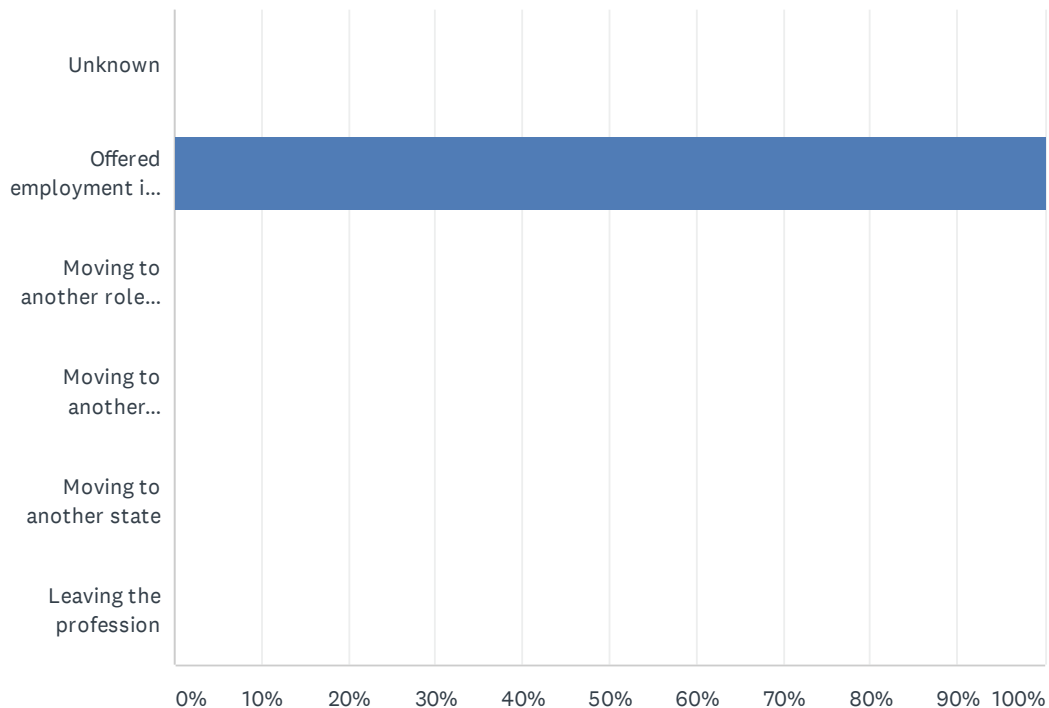
Teacher Strengths Survey - Teacher Responses 2019

ANSWER CHOICES	RESPONSES	
PK-3	60.00%	3
Grades 4-5	0.00%	0
Grades 6-8	0.00%	0
Middle School	0.00%	0
High School	40.00%	2
Student Teacher	0.00%	0
Teacher	20.00%	1
Para	0.00%	0
Special Educator	0.00%	0
Other role in education (principal, counselor, central office, social worker, school psychologist)	0.00%	0
Other (please specify)	0.00%	0
Total Respondents: 5		

#	OTHER (PLEASE SPECIFY)	DATE
	There are no responses.	

## Q6 Teaching assignment year:

Answered: 5 Skipped: 0

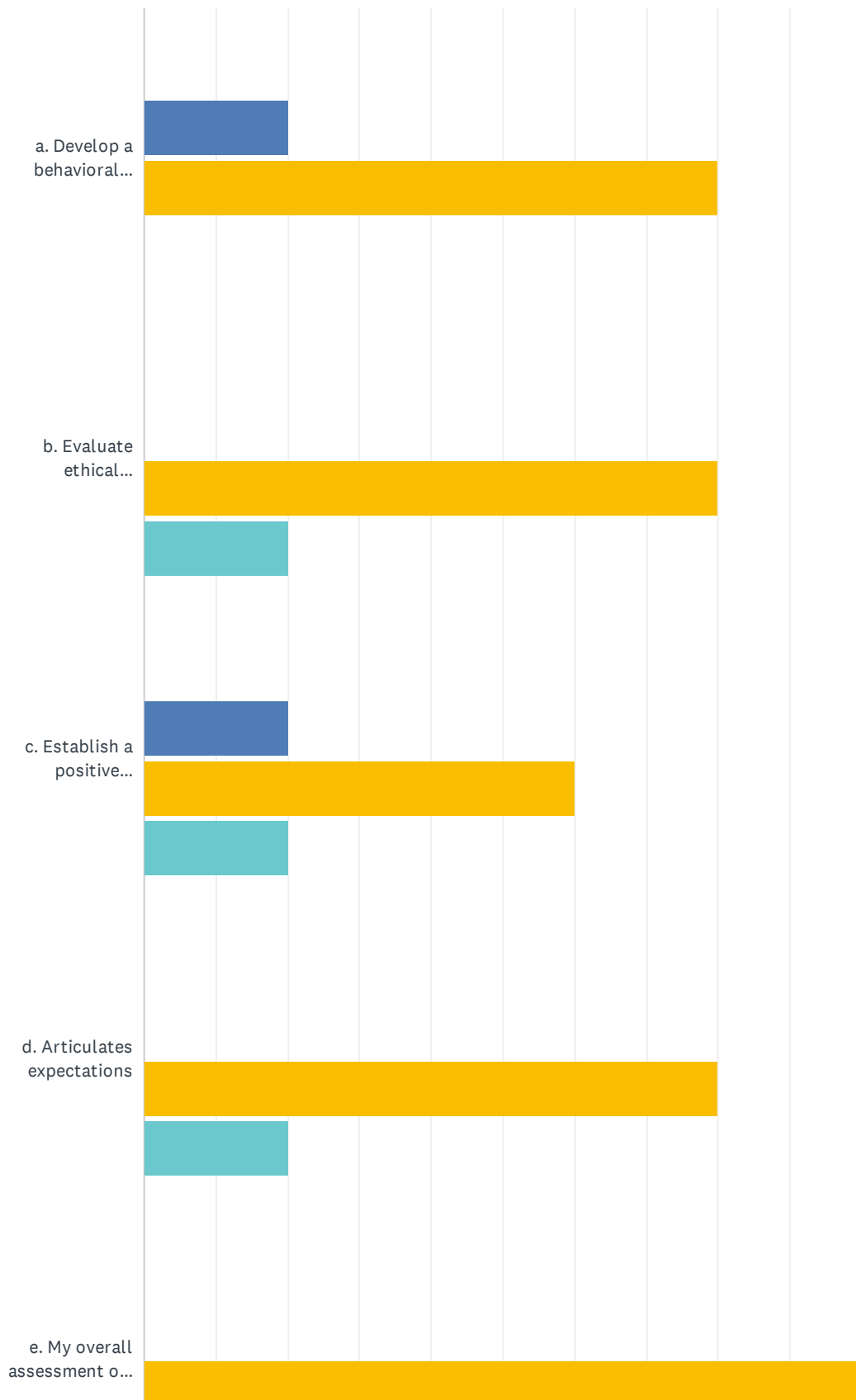


ANSWER CHOICES	RESPONSES	
Unknown	0.00%	0
Offered employment in similar position next year in the same district	100.00%	5
Moving to another role in education in the same district	0.00%	0
Moving to another district	0.00%	0
Moving to another state	0.00%	0
Leaving the profession	0.00%	0
Total Respondents: 5		

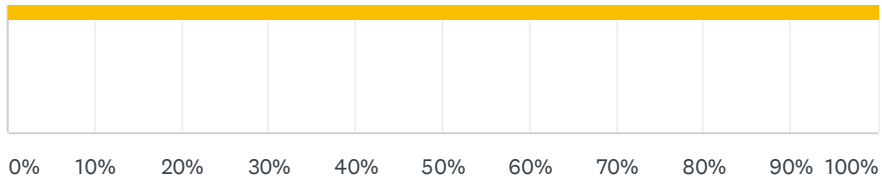
#	NEXT YEAR'S SCHOOL DISTRICT, IF KNOWN: FILL IN BLANK	DATE
	There are no responses.	

## Q7 Managing my classroom

Answered: 5 Skipped: 0



## Teacher Strengths Survey - Teacher Responses 2019



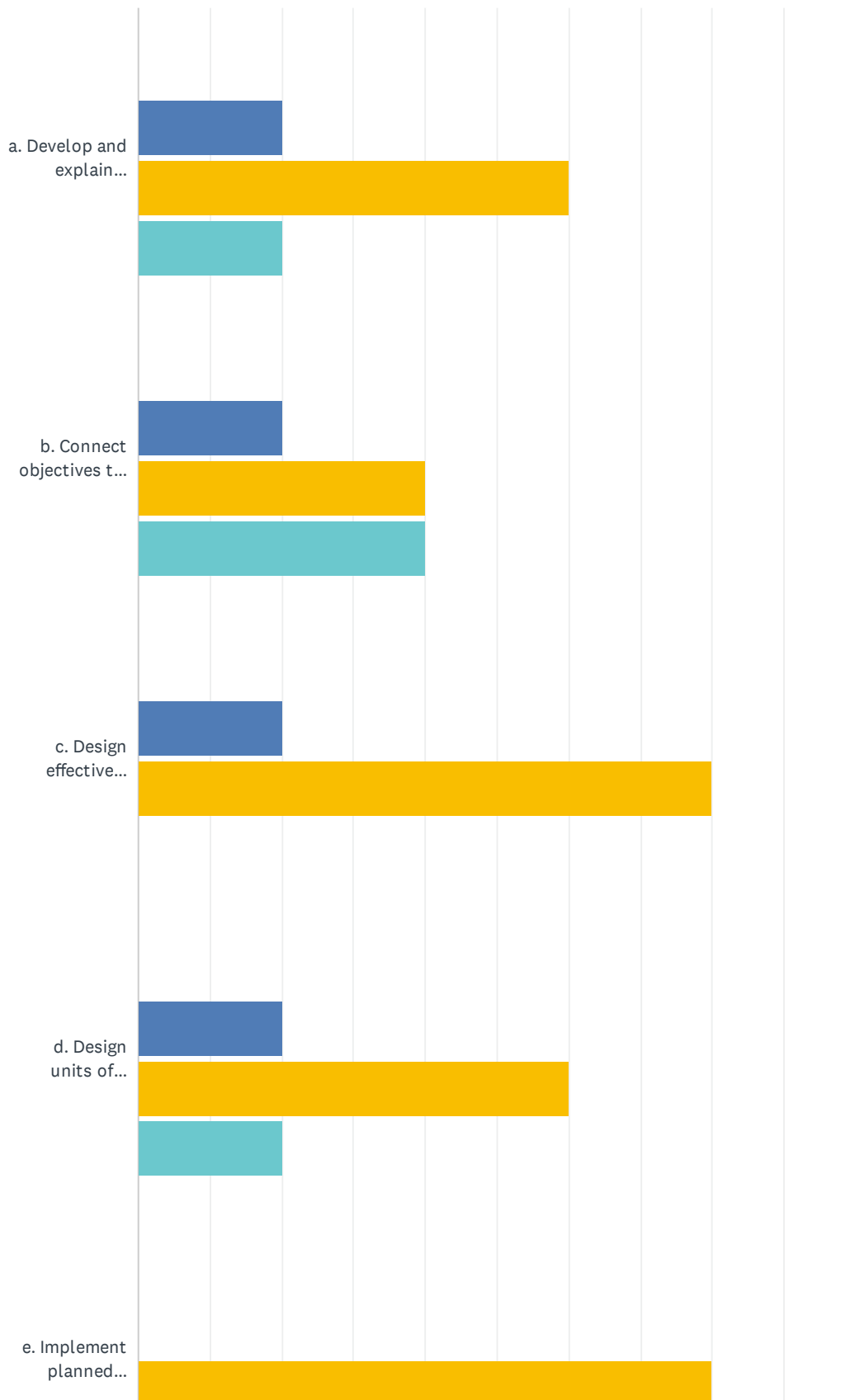
■ Novice   
 ■ Apprentice-Developing   
 ■ Accomplished Apprentice - Target Level  
■ Exemplary

	NOVICE	APPRENTICE-DEVELOPING	ACCOMPLISHED APPRENTICE - TARGET LEVEL	EXEMPLARY	TOTAL	WEIGHTED AVERAGE
a. Develop a behavioral management plan	0.00% 0	20.00% 1	80.00% 4	0.00% 0	5	2.80
b. Evaluate ethical decisions in a professional environment	0.00% 0	0.00% 0	80.00% 4	20.00% 1	5	3.20
c. Establish a positive classroom environment	0.00% 0	20.00% 1	60.00% 3	20.00% 1	5	3.00
d. Articulates expectations	0.00% 0	0.00% 0	80.00% 4	20.00% 1	5	3.20
e. My overall assessment of my ability to manage my classroom	0.00% 0	0.00% 0	100.00% 5	0.00% 0	5	3.00

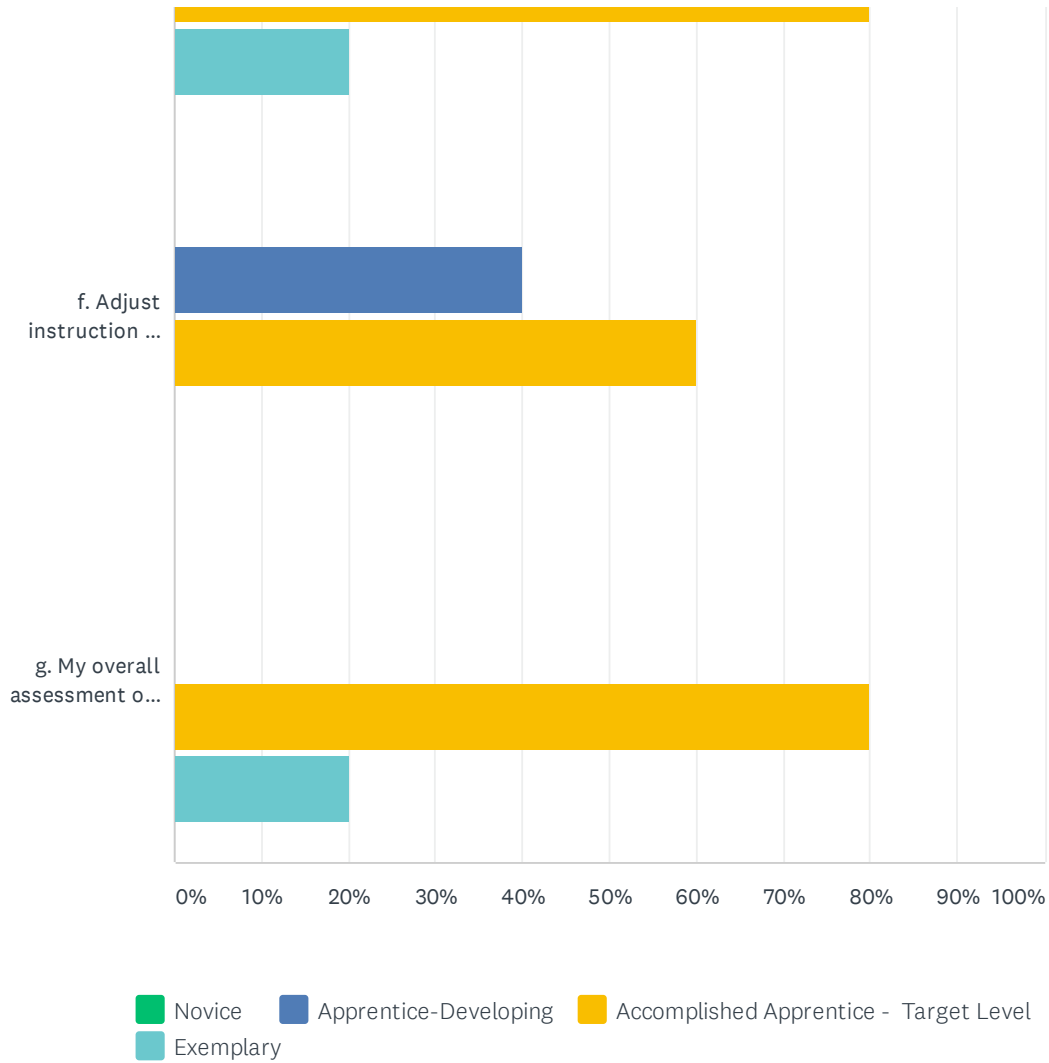


## Q8 Planning Units and Lessons

Answered: 5 Skipped: 0



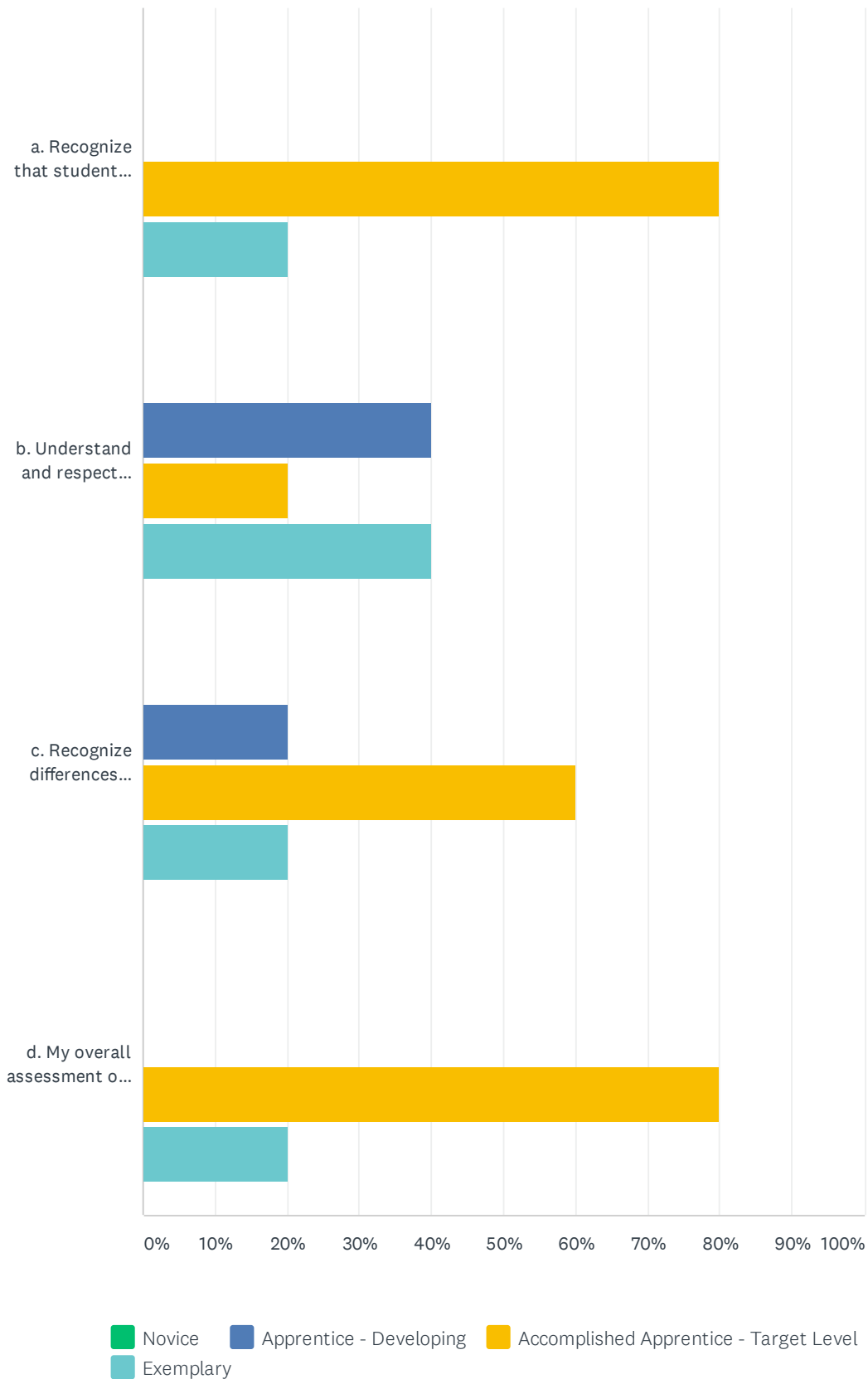
## Teacher Strengths Survey - Teacher Responses 2019



	NOVICE	APPRENTICE-DEVELOPING	ACCOMPLISHED APPRENTICE - TARGET LEVEL	EXEMPLARY	TOTAL	WEIGHTED AVERAGE
a. Develop and explain learning outcomes	0.00% 0	20.00% 1	60.00% 3	20.00% 1	5	3.00
b. Connect objectives to state/national standards	0.00% 0	20.00% 1	40.00% 2	40.00% 2	5	3.20
c. Design effective lessons (micro)	0.00% 0	20.00% 1	80.00% 4	0.00% 0	5	2.80
d. Design units of instruction (macro)	0.00% 0	20.00% 1	60.00% 3	20.00% 1	5	3.00
e. Implement planned learning activities	0.00% 0	0.00% 0	80.00% 4	20.00% 1	5	3.20
f. Adjust instruction to address the emerging needs of learners	0.00% 0	40.00% 2	60.00% 3	0.00% 0	5	2.60
g. My overall assessment of ability to plan units and lessons	0.00% 0	0.00% 0	80.00% 4	20.00% 1	5	3.20

## Q9 Understanding my learners

Answered: 5 Skipped: 0

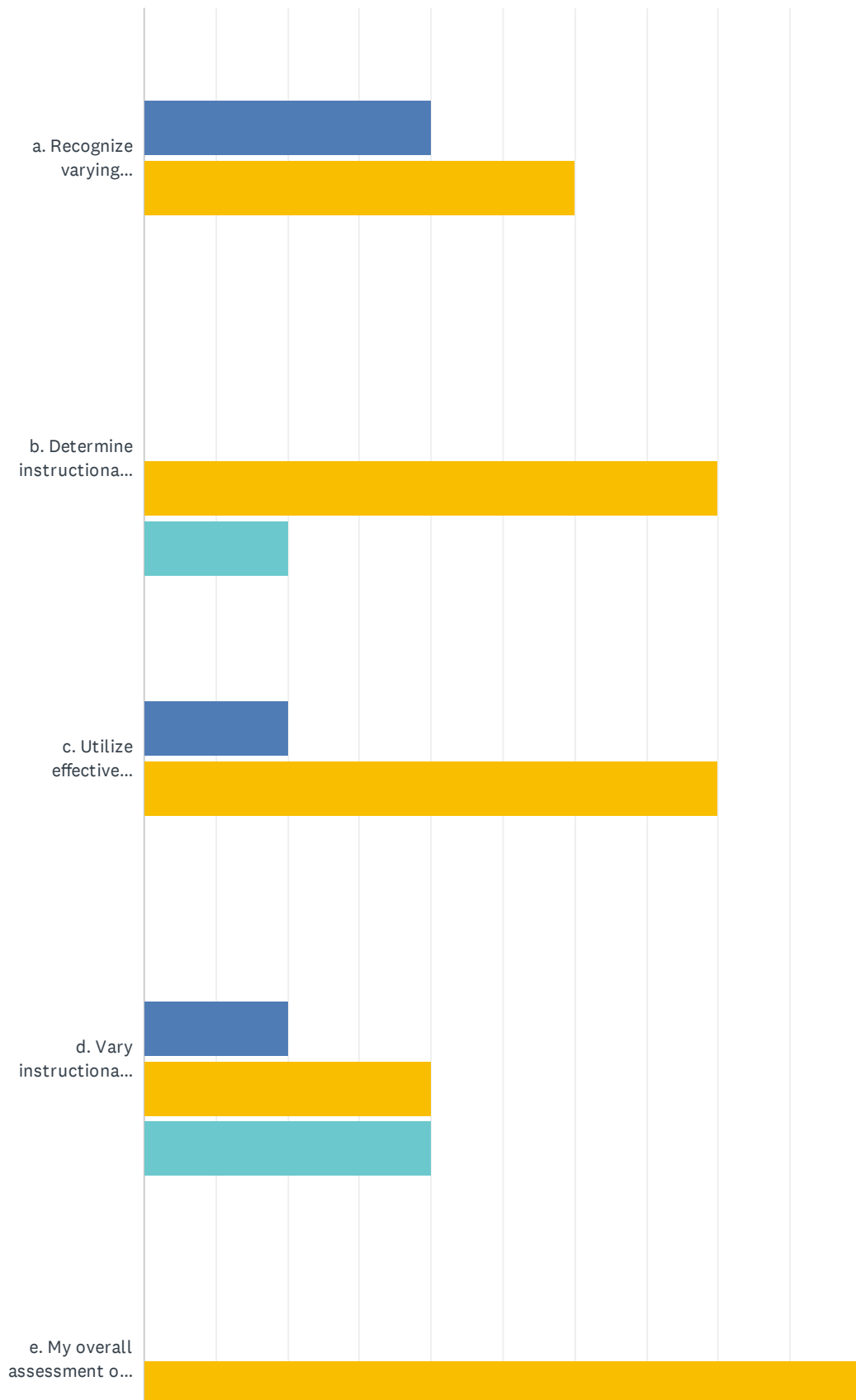


Teacher Strengths Survey - Teacher Responses 2019

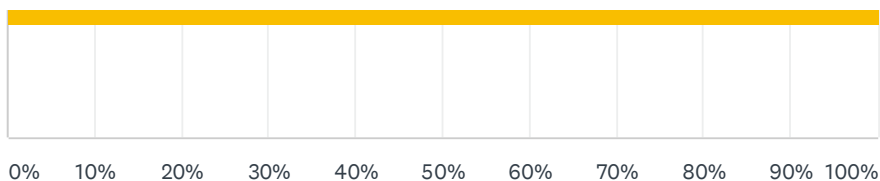
	NOVICE	APPRENTICE - DEVELOPING	ACCOMPLISHED APPRENTICE - TARGET LEVEL	EXEMPLARY	TOTAL	WEIGHTED AVERAGE
a. Recognize that students mature and develop at different rates and stages in life	0.00% 0	0.00% 0	80.00% 4	20.00% 1	5	3.20
b. Understand and respect diverse learning needs of students from varying cultural and economic backgrounds	0.00% 0	40.00% 2	20.00% 1	40.00% 2	5	3.00
c. Recognize differences among my experiences and the experiences of students who have different backgrounds from me	0.00% 0	20.00% 1	60.00% 3	20.00% 1	5	3.00
d. My overall assessment of ability to understand the learners	0.00% 0	0.00% 0	80.00% 4	20.00% 1	5	3.20

## Q10 Utilizing methods of teaching and instruction

Answered: 5 Skipped: 0



## Teacher Strengths Survey - Teacher Responses 2019

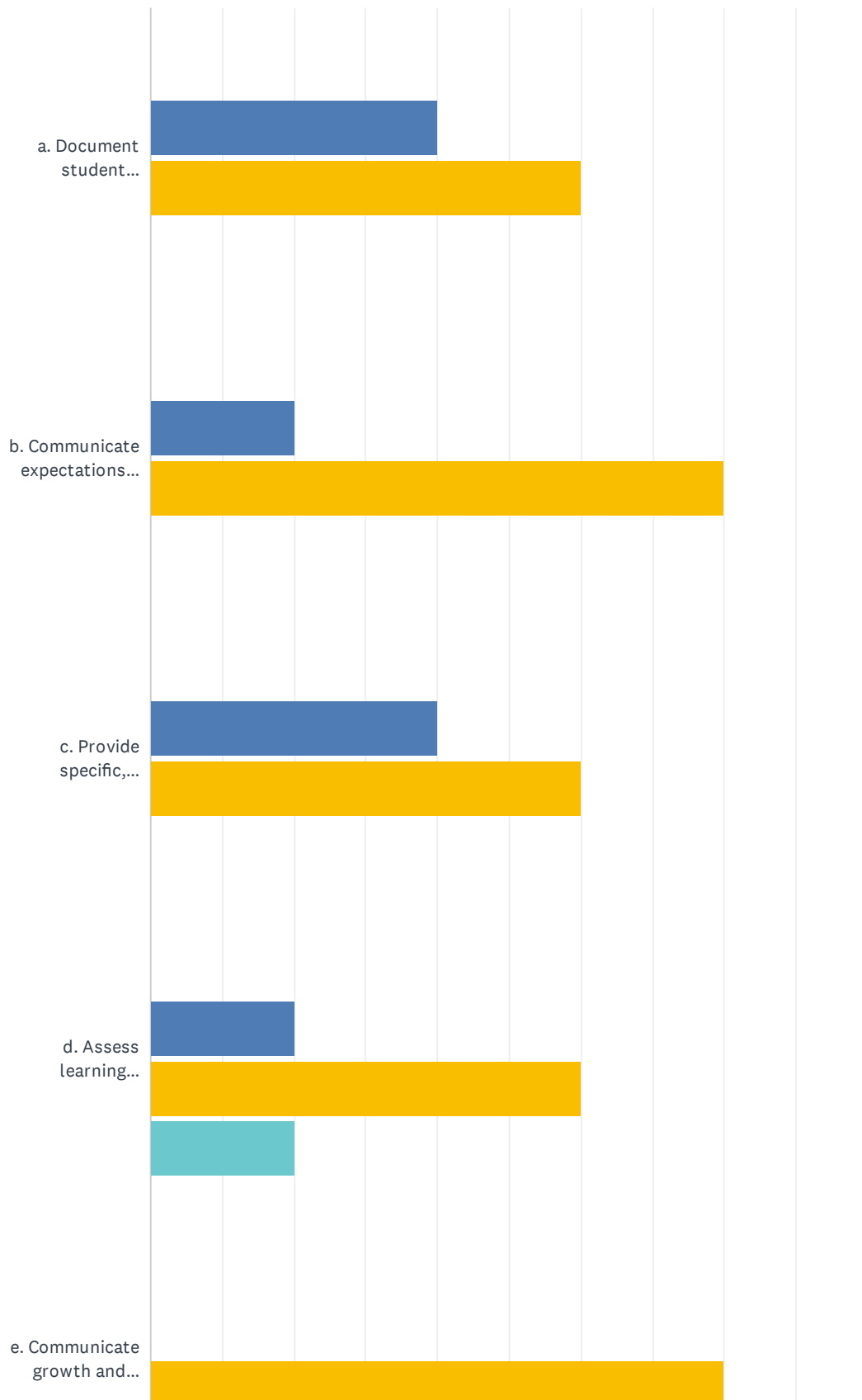


■ Novice    
 ■ Apprentice - Developing    
 ■ Accomplished Apprentice - Target Level  
■ Exemplary

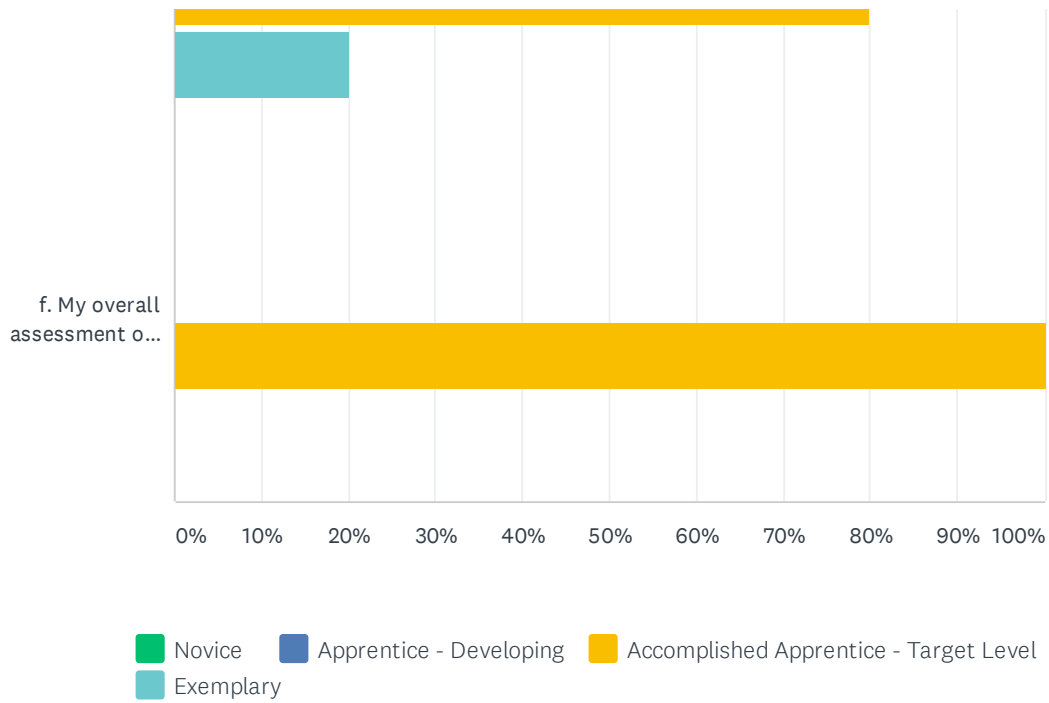
	NOVICE	APPRENTICE - DEVELOPING	ACCOMPLISHED APPRENTICE - TARGET LEVEL	EXEMPLARY	TOTAL	WEIGHTED AVERAGE
a. Recognize varying modalities and learning styles	0.00% 0	40.00% 2	60.00% 3	0.00% 0	5	2.60
b. Determine instructional approaches, based upon desired learning outcomes, objectives, and standards	0.00% 0	0.00% 0	80.00% 4	20.00% 1	5	3.20
c. Utilize effective research-based strategies consistent with the learning outcomes	0.00% 0	20.00% 1	80.00% 4	0.00% 0	5	2.80
d. Vary instructional approaches to meet the different learning needs of specific students	0.00% 0	20.00% 1	40.00% 2	40.00% 2	5	3.20
e. My overall assessment of ability to utilize methods of teaching and instruction	0.00% 0	0.00% 0	100.00% 5	0.00% 0	5	3.00

## Q11 Assessing and tracking student performance

Answered: 5 Skipped: 0



Teacher Strengths Survey - Teacher Responses 2019



	NOVICE	APPRENTICE - DEVELOPING	ACCOMPLISHED APPRENTICE - TARGET LEVEL	EXEMPLARY	TOTAL	WEIGHTED AVERAGE
a. Document student performance	0.00% 0	40.00% 2	60.00% 3	0.00% 0	5	2.60
b. Communicate expectations for mastering content	0.00% 0	20.00% 1	80.00% 4	0.00% 0	5	2.80
c. Provide specific, corrective and supportive feedback	0.00% 0	40.00% 2	60.00% 3	0.00% 0	5	2.60
d. Assess learning through formative and summative assessments	0.00% 0	20.00% 1	60.00% 3	20.00% 1	5	3.00
e. Communicate growth and change in student performance	0.00% 0	0.00% 0	80.00% 4	20.00% 1	5	3.20
f. My overall assessment of ability to assess and track student performance	0.00% 0	0.00% 0	100.00% 5	0.00% 0	5	3.00



## Q12 What evidence do you have that demonstrates your impact on student learning in your classroom?

Answered: 5 Skipped: 0

#	RESPONSES	DATE
1	A variety of projects, building things, essays, tests, hands-on. Qualitative and quantitative data. Summit Unit Platform. Mercury Redesign. Self-reflection.	4/30/2019 1:49 PM
2	Foundations - phonics - DRA - Reading	4/30/2019 1:44 PM
3	Recording of performances. Learning to "play and sing" together. Information from judges or contests.	4/30/2019 1:33 PM
4	ISIP, Phonics monthly. Engage NY Math. Daily Observations. SFA Roots Reading. MTSS Math. Fluency rate.	4/30/2019 1:22 PM
5	Progress monitoring, MAP scores, Reading levels improved. Helpless-> more independent in learning.	4/30/2019 10:13 AM

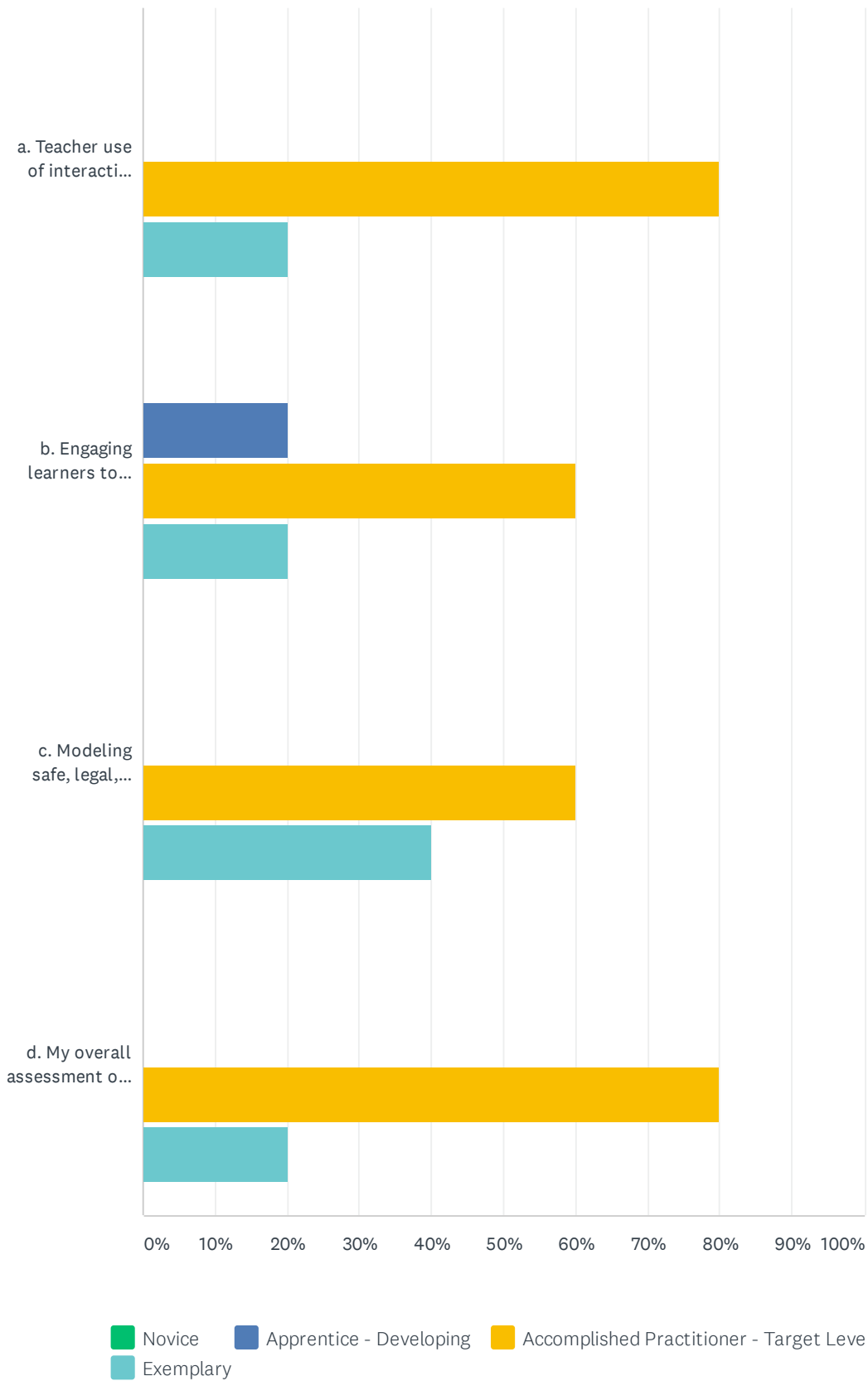
## Q13 What does the evidence tell you in regard to your impact on student learning?

Answered: 5 Skipped: 0

#	RESPONSES	DATE
1	Where do students struggle? Data driven curriculum.	4/30/2019 1:49 PM
2	See growth but can have weaknesses.	4/30/2019 1:44 PM
3	Information from judges & contests a reflection on my teaching. Overall I think it shows a clear impact on their learning.	4/30/2019 1:33 PM
4	Tells me what they actually know and don't know. Rubrics tell me what they know in math, site words show their level SFA.	4/30/2019 1:22 PM
5	Progress has been made this school year. I need target more with some individuals.	4/30/2019 10:13 AM

## Q14 Technology integration

Answered: 5 Skipped: 0



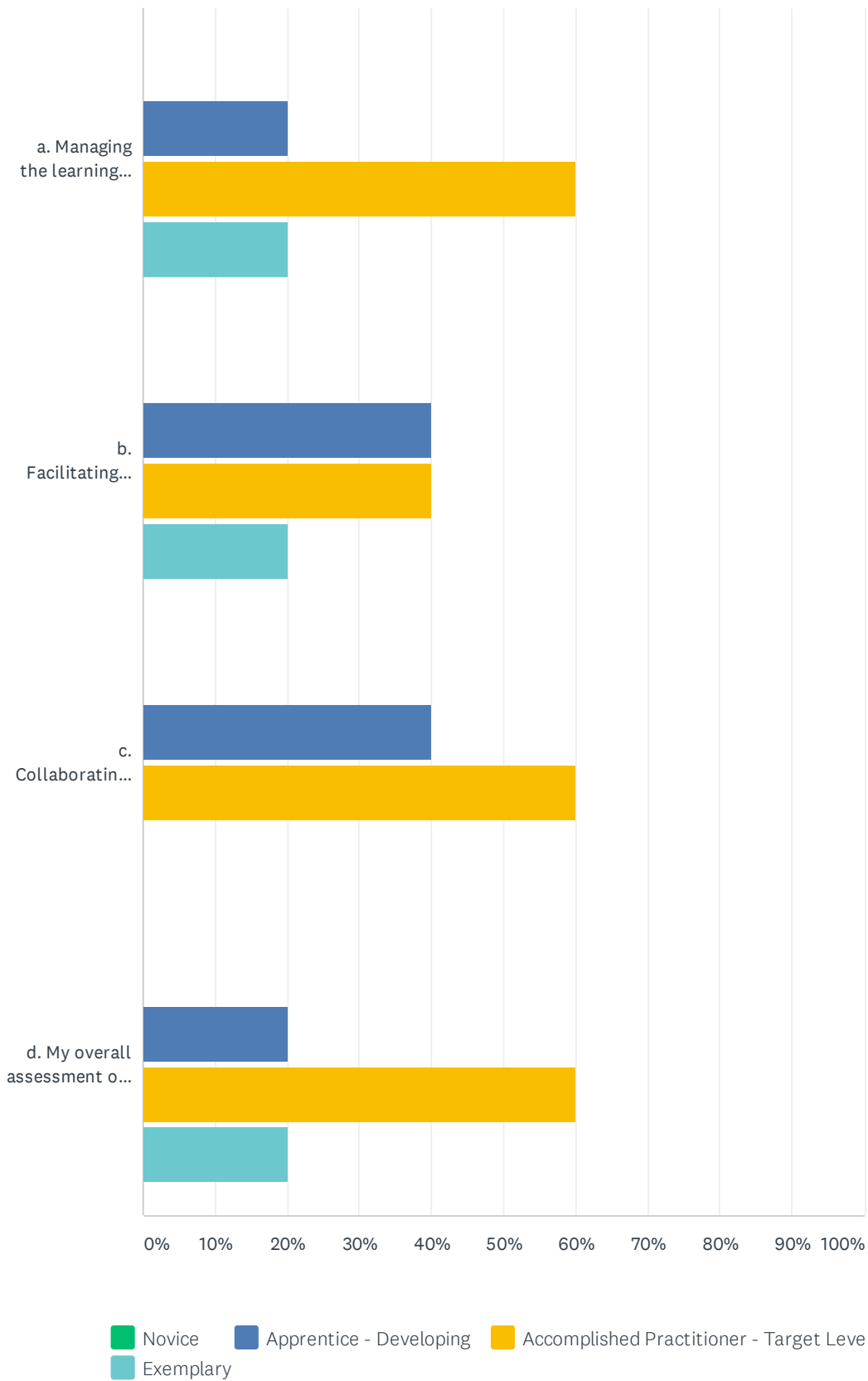
Teacher Strengths Survey - Teacher Responses;2019

	NOVICE	APPRENTICE - DEVELOPING	ACCOMPLISHED PRACTITIONER - TARGET LEVEL	EXEMPLARY	TOTAL	WEIGHTED AVERAGE
a. Teacher use of interactive technologies to support instruction	0.00% 0	0.00% 0	80.00% 4	20.00% 1	5	3.20
b. Engaging learners to access, interpret, evaluate, and apply information	0.00% 0	20.00% 1	60.00% 3	20.00% 1	5	3.00
c. Modeling safe, legal, and ethical use of information	0.00% 0	0.00% 0	60.00% 3	40.00% 2	5	3.40
d. My overall assessment of the graduate's ability to integrate technology to promote learning	0.00% 0	0.00% 0	80.00% 4	20.00% 1	5	3.20

#	ADDITIONAL COMMENTS	DATE
1	use computer a lot, recording one-on-one	4/30/2019 1:33 PM

### Q15 Equity/All Learners

Answered: 5 Skipped: 0



Teacher Strengths Survey - Teacher Responses;2019

	NOVICE	APPRENTICE - DEVELOPING	ACCOMPLISHED PRACTITIONER - TARGET LEVEL	EXEMPLARY	TOTAL	WEIGHTED AVERAGE
a. Managing the learning environment to actively and equitably engage all learners	0.00% 0	20.00% 1	60.00% 3	20.00% 1	5	3.00
b. Facilitating learners' ability to develop diverse social and cultural perspectives that expand their understanding of local and global issues	0.00% 0	40.00% 2	40.00% 2	20.00% 1	5	2.80
c. Collaborating with families and communities to promote learner growth and development	0.00% 0	40.00% 2	60.00% 3	0.00% 0	5	2.60
d. My overall assessment of the graduate's ability to foster an equitable learning environment	0.00% 0	20.00% 1	60.00% 3	20.00% 1	5	3.00

**Q16 Program Completers: How relevant was your Bethel College teacher education program to the job responsibilities of teaching? How well did your Bethel College teacher education program prepare you for the professional responsibilities of teaching? Please comment. Employers: How satisfied are you with the way Bethel College equipped (the completer) for the assigned responsibilities in working with P-12 students? Please comment.**

Answered: 5 Skipped: 0

#	RESPONSES	DATE
1	Classes prepared me less than what we experienced, however, Allen, Doug & Lisa modeled how to be reflective teachers. Preparation is on a personal level.	4/30/2019 1:49 PM
2	Pros - Knew exactly how kids read. A lot of different math curriculums. Cons - Behavior management readiness. Keeping up with current trends.	4/30/2019 1:44 PM
3	Reg. Ed, I was well prepared from BC professors. Explained the "expectations" of being a professional teacher. Music - I was very well prepared to be a director. Part of it, I should have been more involved in the "method" classes especially in instrumental.	4/30/2019 1:33 PM
4	Small classes. Sought out other relationships with teachers.	4/30/2019 1:22 PM
5	BC prepared me a lot during student teaching, especially in areas of literacy and instruction. Experience before student teaching was also good. Early Field Experience was good.	4/30/2019 10:13 AM

## Q17 Please add any additional information you feel we need regarding improving teacher preparation

Answered: 5 Skipped: 0

#	RESPONSES	DATE
1	Technology is done for us. Focus on expectations. Theory is great, but you need to know how to react and adjust to things. More case study in Intro to Ed.	4/30/2019 1:49 PM
2	Applying for jobs & better job interview preparedness. After my interview - do students know what to do next? Call the principal, and when? Are you being pushy if following-up after the interview?	4/30/2019 1:44 PM
3	Take "behavior management" more hands-on. Have "mock classes" in vocal instruction. In Early Field Experience, have students head the class.	4/30/2019 1:33 PM
4	More real like experiences. More micro-teaching with students. More observing of classes. Classroom management. Reading strategies -- BC needs to explore more options to teach students.	4/30/2019 1:22 PM
5	Having a class what would focus on ELL learning.	4/30/2019 10:13 AM