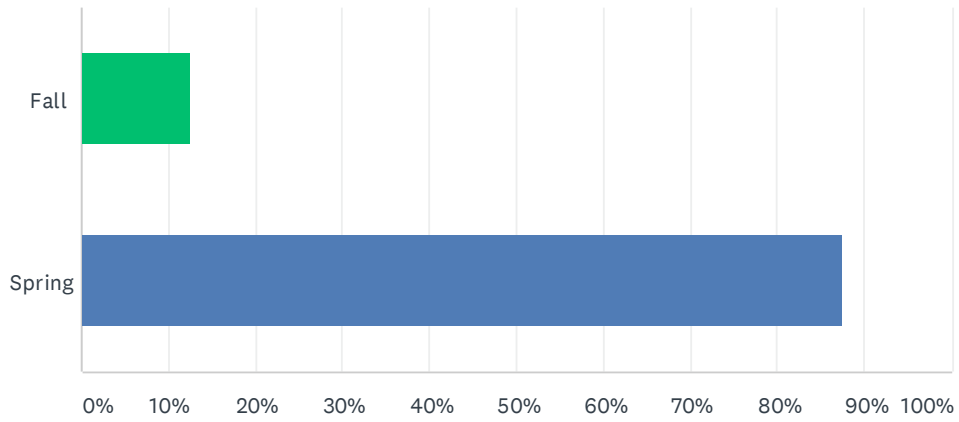


## Q2 Student Teaching Semester:

Answered: 8 Skipped: 0



ANSWER CHOICES	RESPONSES	
Fall	12.50%	1
Spring	87.50%	7
<b>TOTAL</b>		<b>8</b>

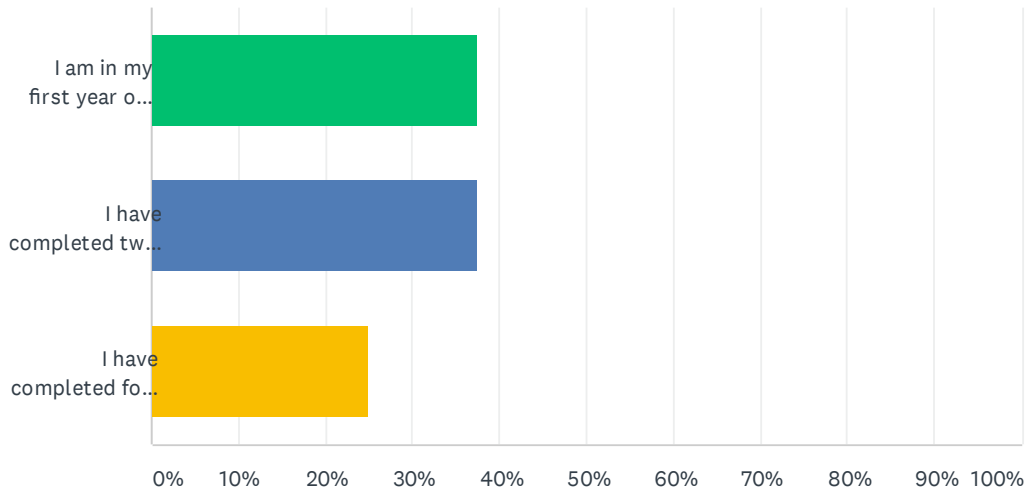
### Q3 Student Teaching Year:

Answered: 8 Skipped: 0

#	RESPONSES	DATE
1	2017/2018	5/5/2021 2:33 PM
2	2018/2019	5/5/2021 2:27 PM
3	2019/2020	5/5/2021 2:18 PM
4	2017/2018	5/5/2021 2:15 PM
5	2018/2019	5/5/2021 1:59 PM
6	2017/2018	5/5/2021 1:55 PM
7	2019/2020	5/5/2021 1:42 PM
8	2019/2020	5/5/2021 1:38 PM

### Q4 How long have you been a licensed and practicing educator:

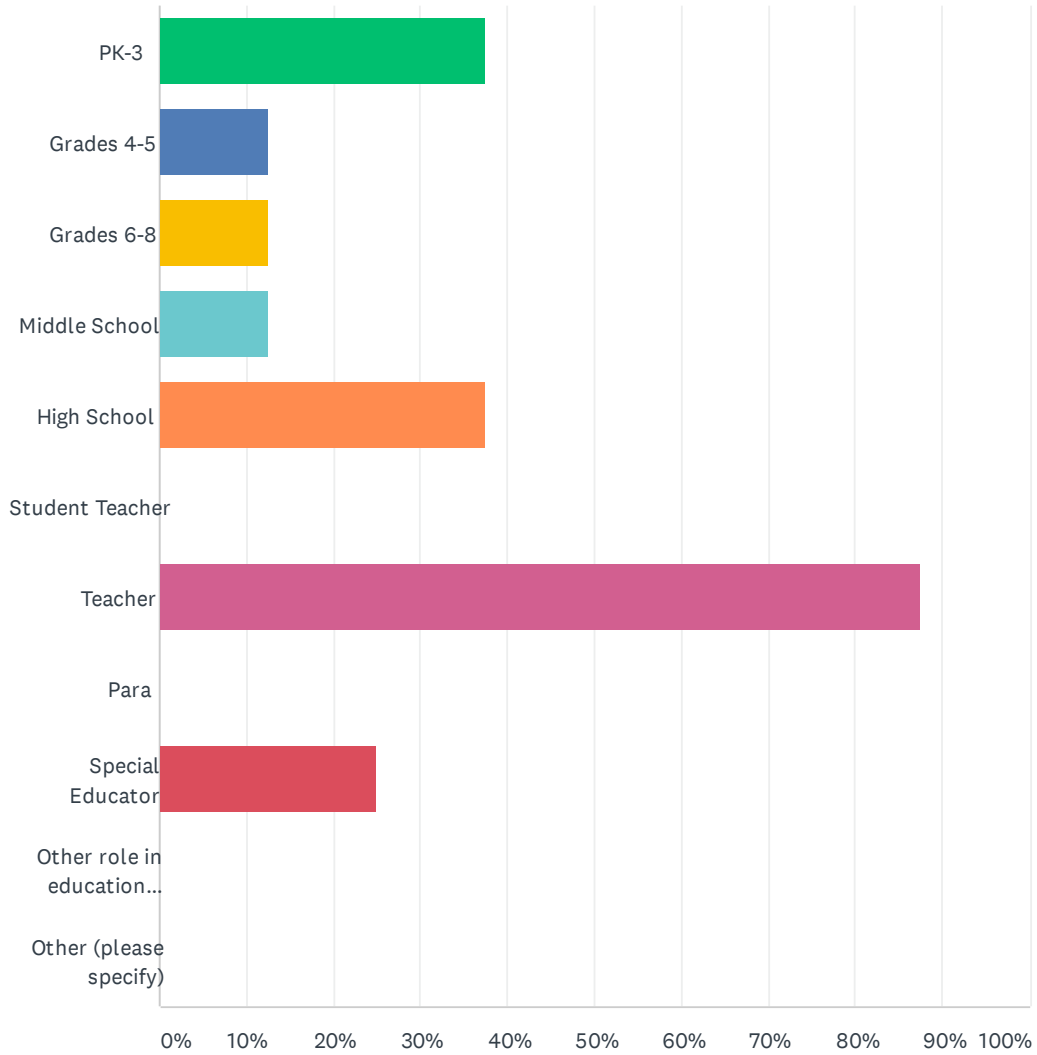
Answered: 8 Skipped: 0



ANSWER CHOICES	RESPONSES	
I am in my first year of teaching	37.50%	3
I have completed two semesters, but not four semesters of teaching	37.50%	3
I have completed four or more semesters of teaching	25.00%	2
<b>TOTAL</b>		<b>8</b>

### Q5 Current teaching assignment (check all that apply):

Answered: 8 Skipped: 0



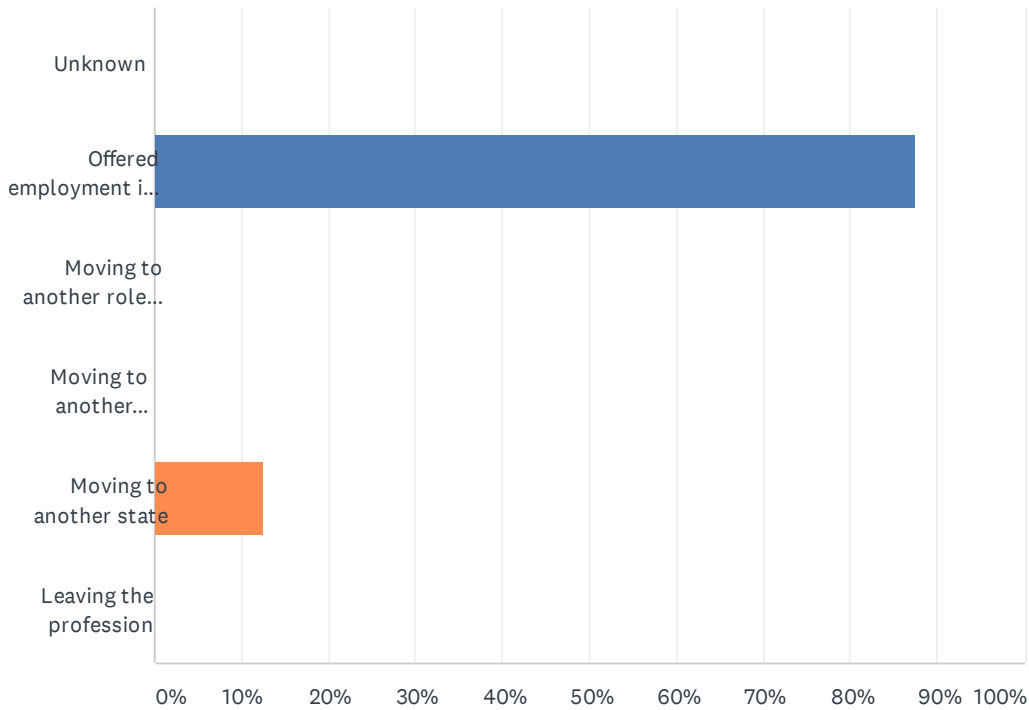
Teacher Strengths Survey - Teacher Responses 2021

ANSWER CHOICES	RESPONSES	
PK-3	37.50%	3
Grades 4-5	12.50%	1
Grades 6-8	12.50%	1
Middle School	12.50%	1
High School	37.50%	3
Student Teacher	0.00%	0
Teacher	87.50%	7
Para	0.00%	0
Special Educator	25.00%	2
Other role in education (principal, counselor, central office, social worker, school psychologist)	0.00%	0
Other (please specify)	0.00%	0
Total Respondents: 8		

#	OTHER (PLEASE SPECIFY)	DATE
	There are no responses.	

## Q6 Teaching assignment year:

Answered: 8 Skipped: 0

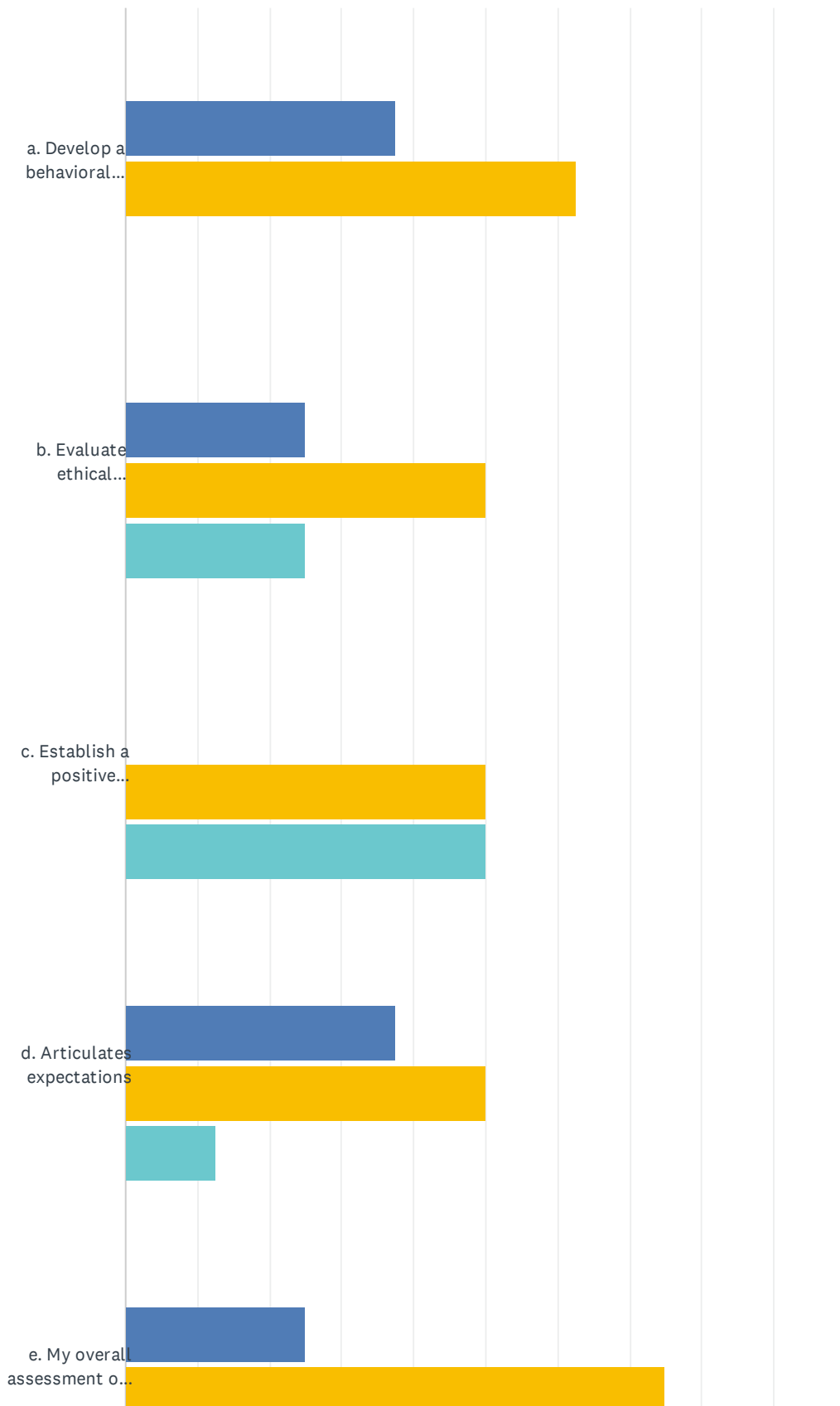


ANSWER CHOICES	RESPONSES
Unknown	0.00% 0
Offered employment in similar position next year in the same district	87.50% 7
Moving to another role in education in the same district	0.00% 0
Moving to another district	0.00% 0
Moving to another state	12.50% 1
Leaving the profession	0.00% 0
Total Respondents: 8	

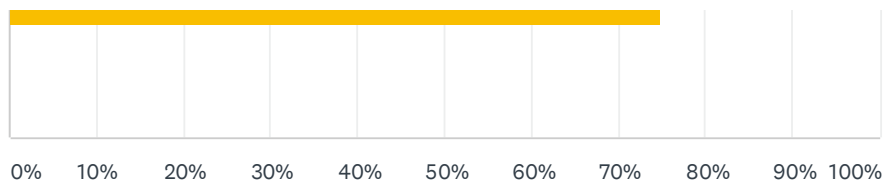
#	NEXT YEAR'S SCHOOL DISTRICT, IF KNOWN: FILL IN BLANK	DATE
	There are no responses.	

## Q7 Managing my classroom

Answered: 8 Skipped: 0



## Teacher Strengths Survey - Teacher Responses 2021



■ Novice    
 ■ Apprentice-Developing    
 ■ Accomplished Apprentice - Target Level  
■ Exemplary

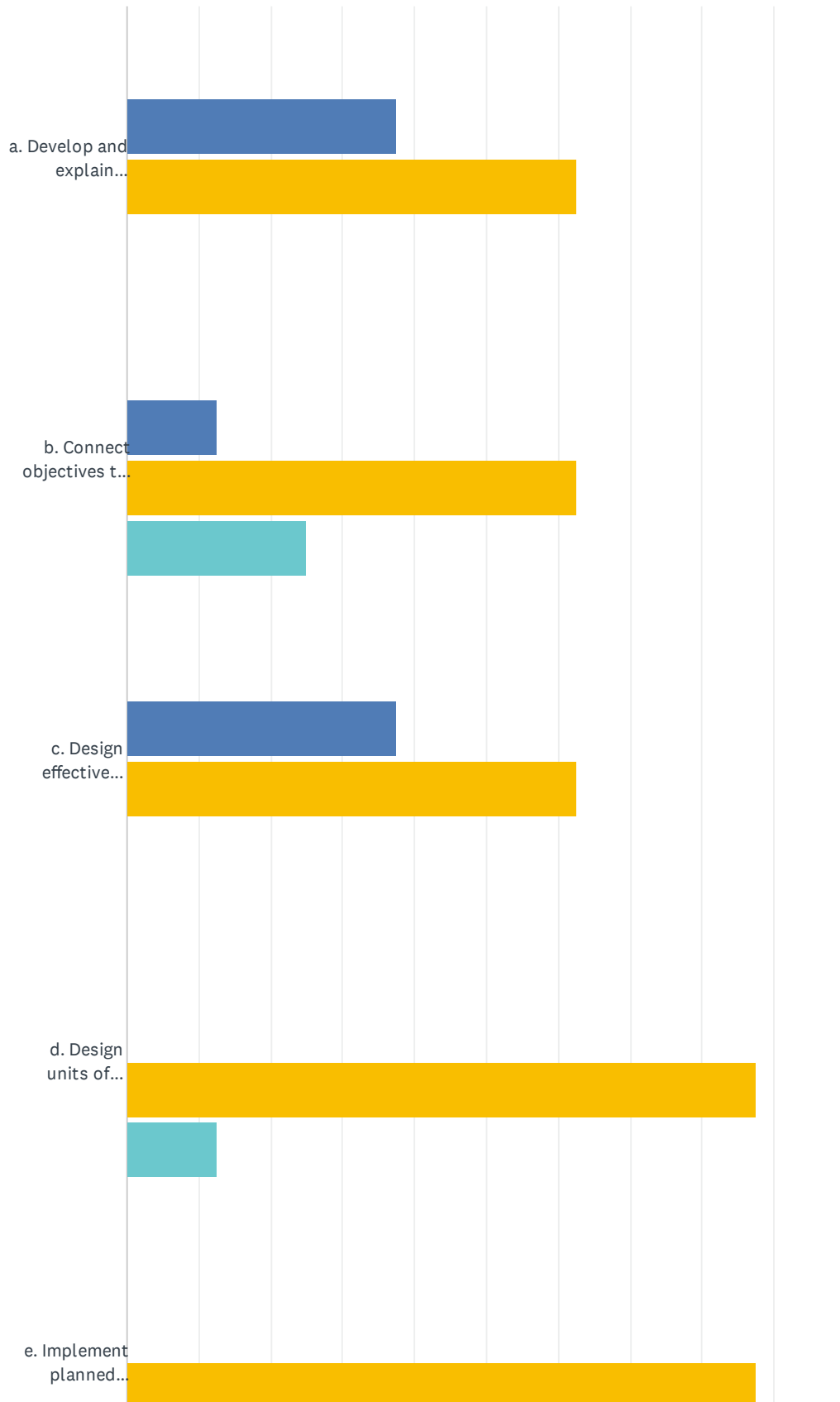
	NOVICE	APPRENTICE-DEVELOPING	ACCOMPLISHED APPRENTICE - TARGET LEVEL	EXEMPLARY	TOTAL	WEIGHTED AVERAGE
a. Develop a behavioral management plan	0.00% 0	37.50% 3	62.50% 5	0.00% 0	8	2.63
b. Evaluate ethical decisions in a professional environment	0.00% 0	25.00% 2	50.00% 4	25.00% 2	8	3.00
c. Establish a positive classroom environment	0.00% 0	0.00% 0	50.00% 4	50.00% 4	8	3.50
d. Articulates expectations	0.00% 0	37.50% 3	50.00% 4	12.50% 1	8	2.75
e. My overall assessment of my ability to manage my classroom	0.00% 0	25.00% 2	75.00% 6	0.00% 0	8	2.75

#	ADDITIONAL COMMENTS	DATE
1	Made a significant increase from 1st year to 2nd year.	5/5/2021 2:27 PM
2	Worked on being a good role model.	5/5/2021 2:18 PM
3	Classroom management class at BC--I had to take SPED class instead of general ed.	5/5/2021 1:55 PM

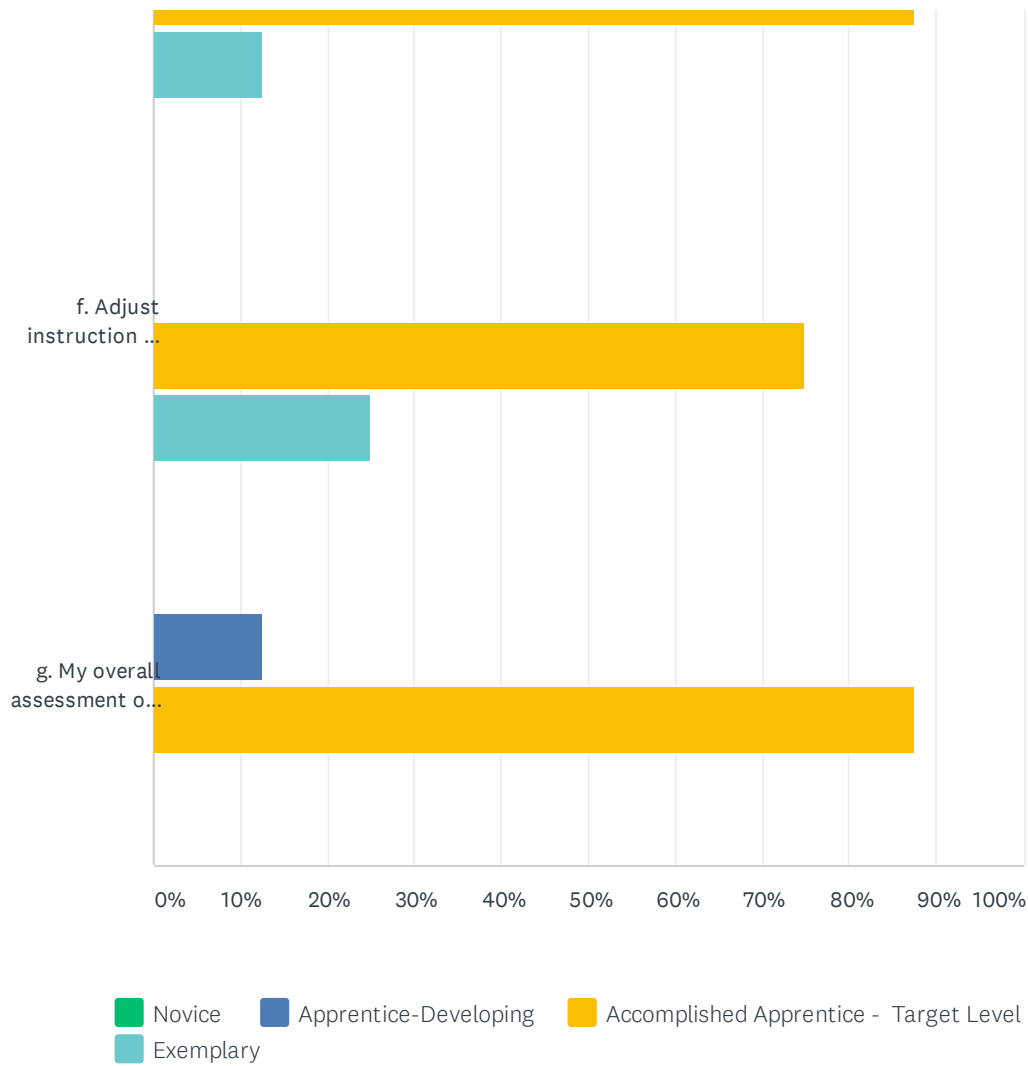


## Q8 Planning Units and Lessons

Answered: 8 Skipped: 0



## Teacher Strengths Survey - Teacher Responses 2021



	NOVICE	APPRENTICE-DEVELOPING	ACCOMPLISHED APPRENTICE - TARGET LEVEL	EXEMPLARY	TOTAL	WEIGHTED AVERAGE
a. Develop and explain learning outcomes	0.00% 0	37.50% 3	62.50% 5	0.00% 0	8	2.63
b. Connect objectives to state/national standards	0.00% 0	12.50% 1	62.50% 5	25.00% 2	8	3.13
c. Design effective lessons (micro)	0.00% 0	37.50% 3	62.50% 5	0.00% 0	8	2.63
d. Design units of instruction (macro)	0.00% 0	0.00% 0	87.50% 7	12.50% 1	8	3.13
e. Implement planned learning activities	0.00% 0	0.00% 0	87.50% 7	12.50% 1	8	3.13
f. Adjust instruction to address the emerging needs of learners	0.00% 0	0.00% 0	75.00% 6	25.00% 2	8	3.25
g. My overall assessment of ability to plan units and lessons	0.00% 0	12.50% 1	87.50% 7	0.00% 0	8	2.88

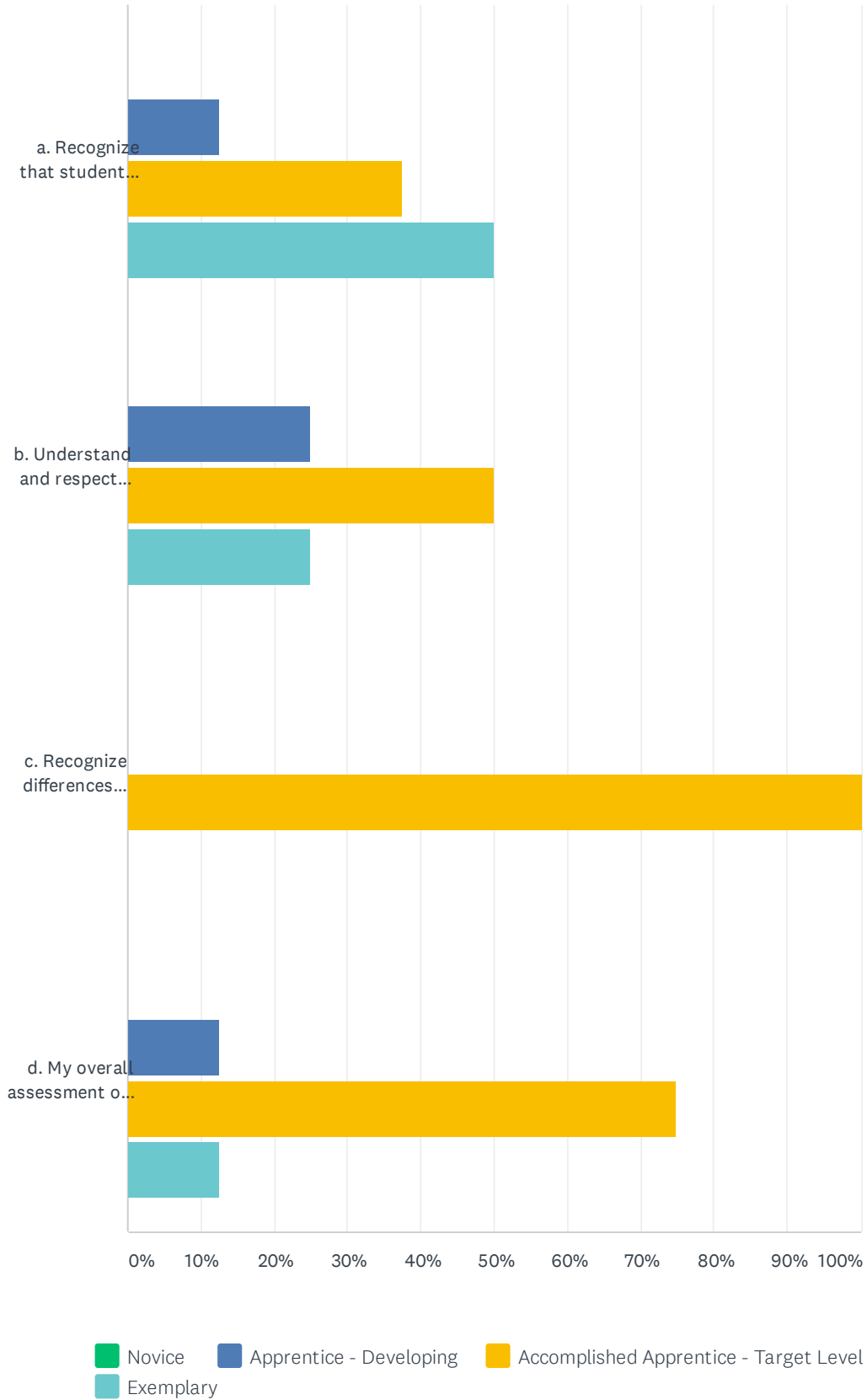
#	ADDITIONAL COMMENTS	DATE
---	---------------------	------

## Teacher Strengths Survey - Teacher Responses 2021

1	Always something to improve on in teaching.	5/5/2021 2:33 PM
2	Redesign curriculum. STEM magnet. Ind. path for each student.	5/5/2021 2:27 PM

## Q9 Understanding my learners

Answered: 8 Skipped: 0



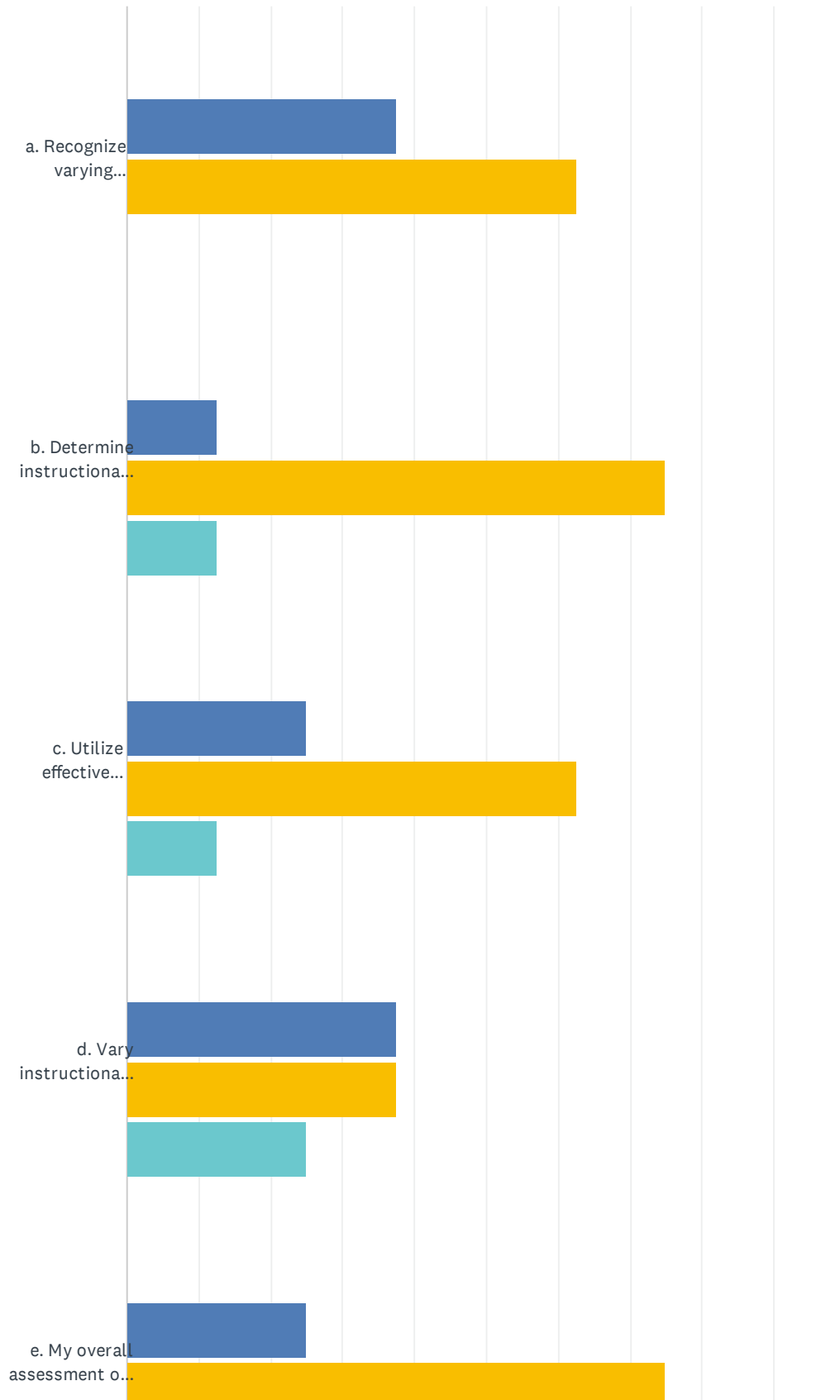
Teacher Strengths Survey - Teacher Responses 2021

	NOVICE	APPRENTICE - DEVELOPING	ACCOMPLISHED APPRENTICE - TARGET LEVEL	EXEMPLARY	TOTAL	WEIGHTED AVERAGE
a. Recognize that students mature and develop at different rates and stages in life	0.00% 0	12.50% 1	37.50% 3	50.00% 4	8	3.38
b. Understand and respect diverse learning needs of students from varying cultural and economic backgrounds	0.00% 0	25.00% 2	50.00% 4	25.00% 2	8	3.00
c. Recognize differences among my experiences and the experiences of students who have different backgrounds from me	0.00% 0	0.00% 0	100.00% 8	0.00% 0	8	3.00
d. My overall assessment of ability to understand the learners	0.00% 0	12.50% 1	75.00% 6	12.50% 1	8	3.00

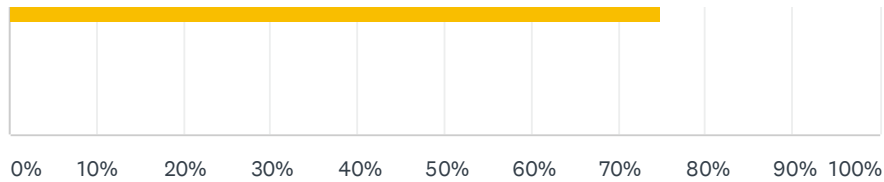
#	ADDITIONAL COMMENTS	DATE
1	Has ESOL experience.	5/5/2021 2:27 PM

## Q10 Utilizing methods of teaching and instruction

Answered: 8 Skipped: 0



## Teacher Strengths Survey - Teacher Responses 2021

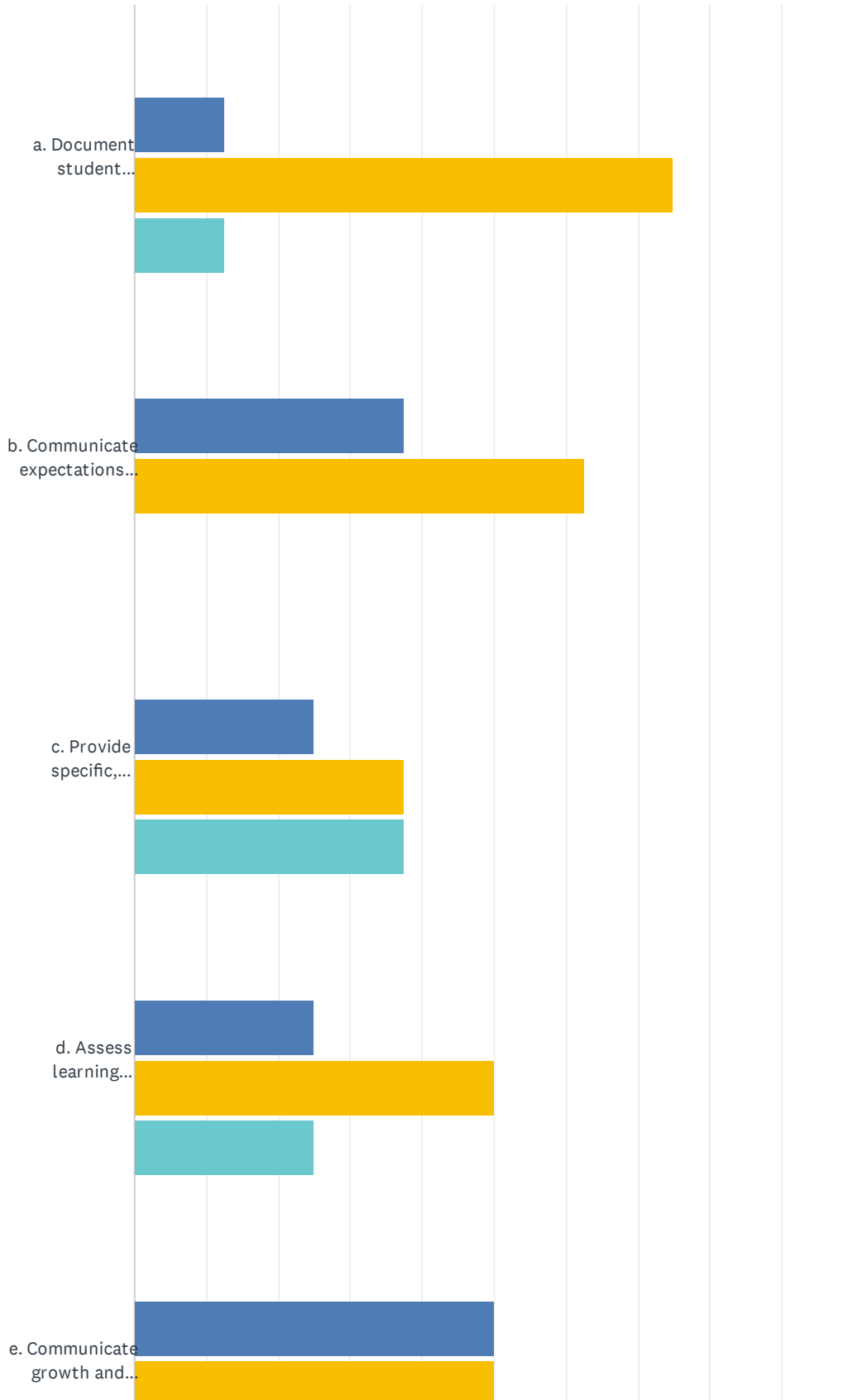


■ Novice    
 ■ Apprentice - Developing  
■ Accomplished Apprentice - Target Level    
 ■ Exemplary

	NOVICE	APPRENTICE - DEVELOPING	ACCOMPLISHED APPRENTICE - TARGET LEVEL	EXEMPLARY	TOTAL	WEIGHTED AVERAGE
a. Recognize varying modalities and learning styles	0.00% 0	37.50% 3	62.50% 5	0.00% 0	8	2.63
b. Determine instructional approaches, based upon desired learning outcomes, objectives, and standards	0.00% 0	12.50% 1	75.00% 6	12.50% 1	8	3.00
c. Utilize effective research-based strategies consistent with the learning outcomes	0.00% 0	25.00% 2	62.50% 5	12.50% 1	8	2.88
d. Vary instructional approaches to meet the different learning needs of specific students	0.00% 0	37.50% 3	37.50% 3	25.00% 2	8	2.88
e. My overall assessment of ability to utilize methods of teaching and instruction	0.00% 0	25.00% 2	75.00% 6	0.00% 0	8	2.75

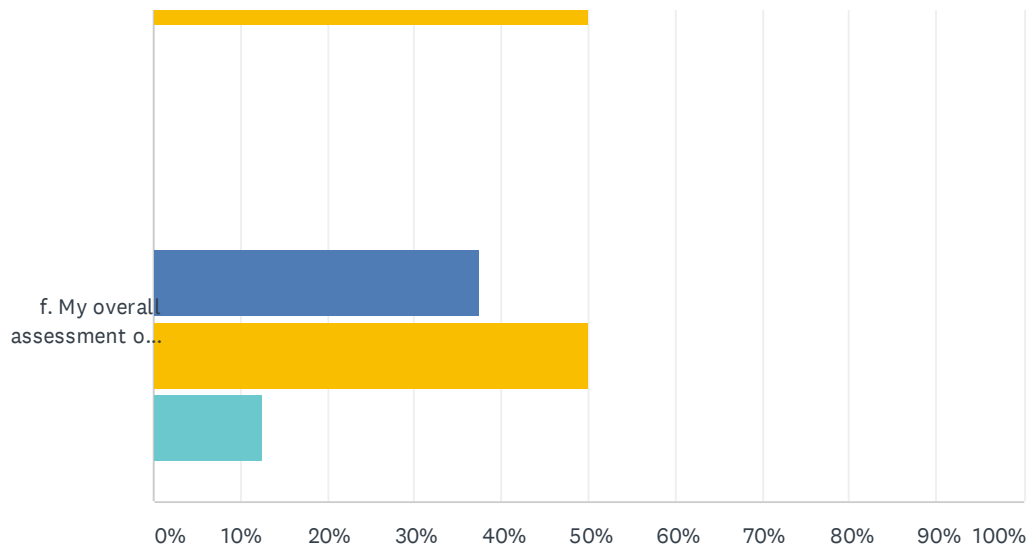
## Q11 Assessing and tracking student performance

Answered: 8 Skipped: 0





## Teacher Strengths Survey - Teacher Responses 2021



■ Novice    
 ■ Apprentice - Developing    
 ■ Accomplished Apprentice - Target Level  
■ Exemplary

	NOVICE	APPRENTICE - DEVELOPING	ACCOMPLISHED APPRENTICE - TARGET LEVEL	EXEMPLARY	TOTAL	WEIGHTED AVERAGE
a. Document student performance	0.00% 0	12.50% 1	75.00% 6	12.50% 1	8	3.00
b. Communicate expectations for mastering content	0.00% 0	37.50% 3	62.50% 5	0.00% 0	8	2.63
c. Provide specific, corrective and supportive feedback	0.00% 0	25.00% 2	37.50% 3	37.50% 3	8	3.13
d. Assess learning through formative and summative assessments	0.00% 0	25.00% 2	50.00% 4	25.00% 2	8	3.00
e. Communicate growth and change in student performance	0.00% 0	50.00% 4	50.00% 4	0.00% 0	8	2.50
f. My overall assessment of ability to assess and track student performance	0.00% 0	37.50% 3	50.00% 4	12.50% 1	8	2.75

#	ADDITIONAL COMMENTS	DATE
1	Trying a lot of new things. Still trying to fit what is best.	5/5/2021 2:27 PM

## Q12 What evidence do you have that demonstrates your impact on student learning in your classroom?

Answered: 8 Skipped: 0

#	RESPONSES	DATE
1	Summit platform -- quiz material -- # of attempts to master the unit. Content assessment. Grade on cognitive skills. Some set of skills throughout the core curriculum.	5/5/2021 2:33 PM
2	District wide data points. Growth model is my focus. Periodic check ups. Re-design, Tier 2 in class. Tier 2 pull outs.	5/5/2021 2:27 PM
3	Using grade level based assessments. Progress monitoring schools.	5/5/2021 2:18 PM
4	Data-- Fast Bridge. December scores to April scores.	5/5/2021 2:15 PM
5	Aimsweb - progress monitoring -- every 2 weeks. Math curriculum--assess daily.	5/5/2021 1:59 PM
6	Pre-test and post-test. Informal and formal assessments. Seeing what they know and don't know!	5/5/2021 1:55 PM
7	Look at scores/tests. Bellwork question. Conversations with them - orally is better than written work.	5/5/2021 1:42 PM
8	Pre-test and post-test. Daily checking. MAP scores.	5/5/2021 1:38 PM

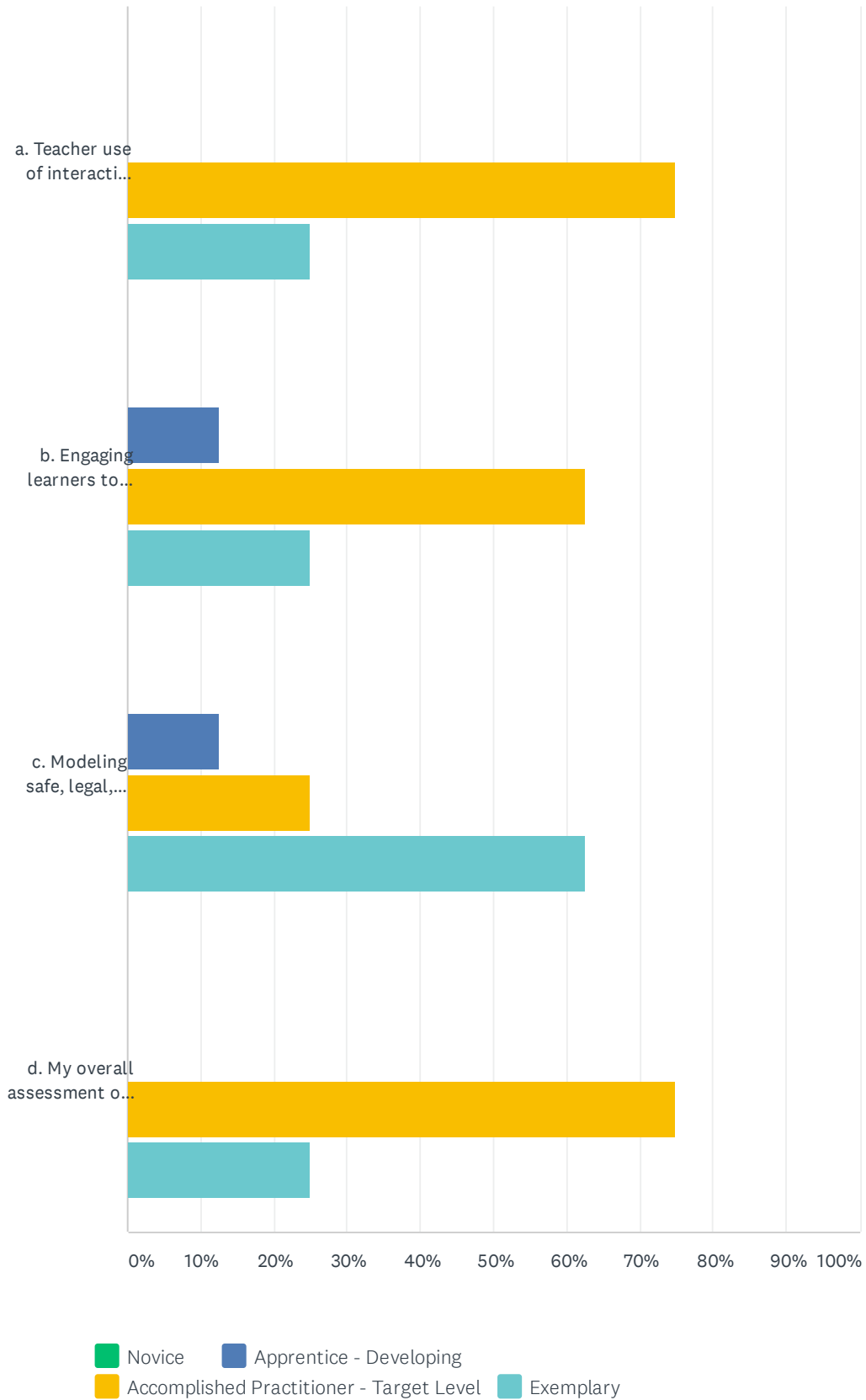
## Q13 What does the evidence tell you in regard to your impact on student learning?

Answered: 8 Skipped: 0

#	RESPONSES	DATE
1	90% of students improved. Content assessment--students must achieve higher than 70%. Ready documentation is evident. Projects work 70% of grade. Integration of evidence. History--non textbook materials. compare and contrast.	5/5/2021 2:33 PM
2	Growth of each student. Hone in on what skills need to be addressed. Find the gaps.	5/5/2021 2:27 PM
3	Shows student growth/or any decreases.	5/5/2021 2:18 PM
4	Students are not seeing as much progress due to Covid but still making progress.	5/5/2021 2:15 PM
5	Overall, making significant growth. Work on different assessments/methods if growth is not evident.	5/5/2021 1:59 PM
6	Growth has been made through their daily work. I'm an effective teacher. (Included here is data from the Bethel College First-year graduate impact research project which she completed in 2019/2020) The evidence that I'vegathered on student learning tells me that I am an effective teacher. Through my teaching I am able to identify and fill in gaps in student knowledge, monitor student progress and adjust my instruction. )	5/5/2021 1:55 PM
7	Quiz answers are not awesome. More intentional about their learning via oral. Making significant growth. A lot of SPED students--making progress.	5/5/2021 1:42 PM
8	Beginning--they were below grade level via pandemic. February -- students back in class and improvement was made to get to grade level.	5/5/2021 1:38 PM

## Q14 Technology integration

Answered: 8 Skipped: 0



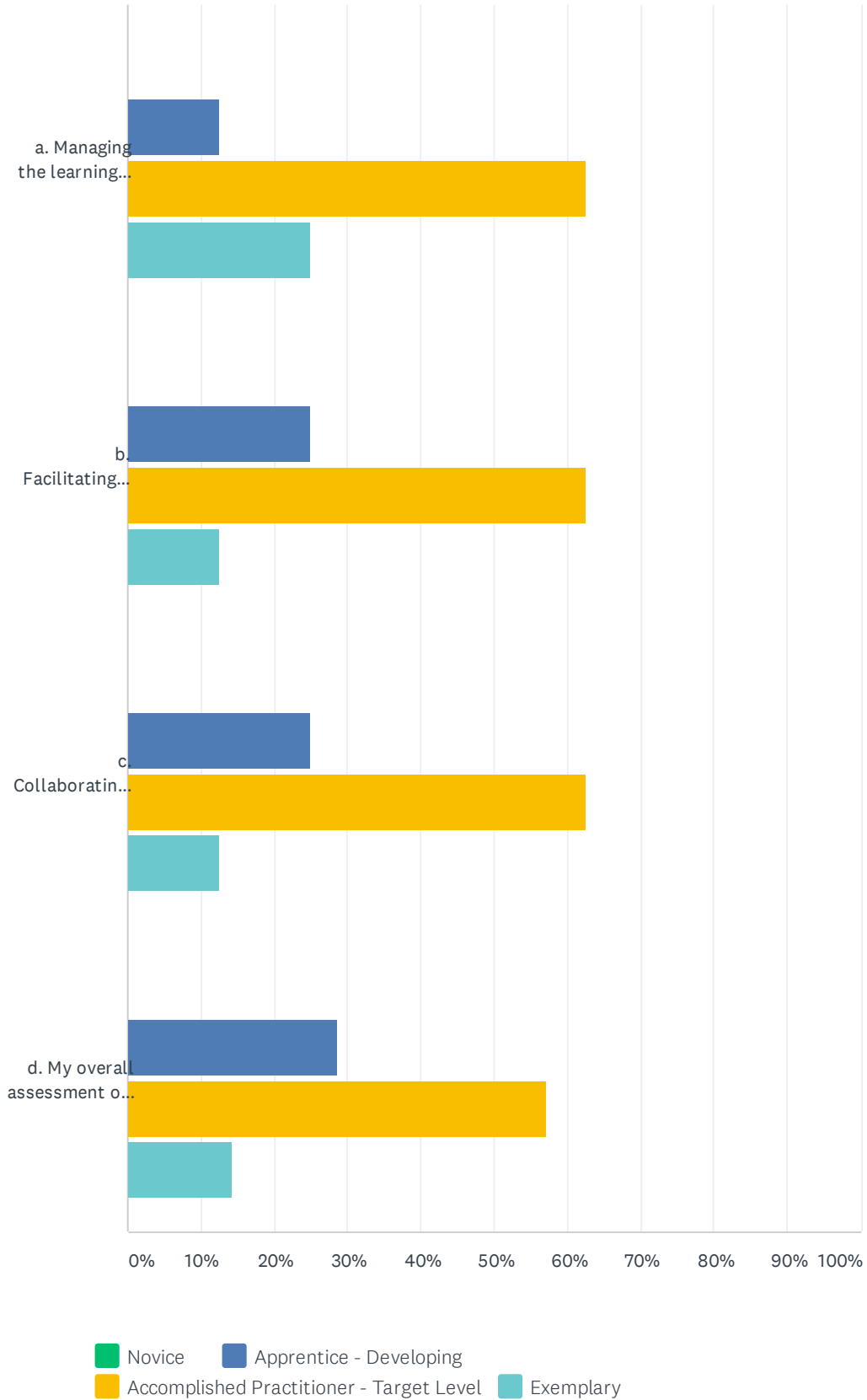
Teacher Strengths Survey - Teacher Responses 2021

	NOVICE	APPRENTICE - DEVELOPING	ACCOMPLISHED PRACTITIONER - TARGET LEVEL	EXEMPLARY	TOTAL	WEIGHTED AVERAGE
a. Teacher use of interactive technologies to support instruction	0.00% 0	0.00% 0	75.00% 6	25.00% 2	8	3.25
b. Engaging learners to access, interpret, evaluate, and apply information	0.00% 0	12.50% 1	62.50% 5	25.00% 2	8	3.13
c. Modeling safe, legal, and ethical use of information	0.00% 0	12.50% 1	25.00% 2	62.50% 5	8	3.50
d. My overall assessment of the graduate's ability to integrate technology to promote learning	0.00% 0	0.00% 0	75.00% 6	25.00% 2	8	3.25

#	ADDITIONAL COMMENTS	DATE
1	More tech -- 1 to 1 this year.	5/5/2021 2:27 PM
2	Using it for all remote learners. Desmos & Geogebra--great websites. Discover new websites/technology.	5/5/2021 1:55 PM
3	We use a lot of technology for my instruction. Use of chromebooks, one-to-one instruction.	5/5/2021 1:42 PM

## Q15 Equity/All Learners

Answered: 8 Skipped: 0



Teacher Strengths Survey - Teacher Responses 2021

	NOVICE	APPRENTICE - DEVELOPING	ACCOMPLISHED PRACTITIONER - TARGET LEVEL	EXEMPLARY	TOTAL	WEIGHTED AVERAGE
a. Managing the learning environment to actively and equitably engage all learners	0.00% 0	12.50% 1	62.50% 5	25.00% 2	8	3.13
b. Facilitating learners' ability to develop diverse social and cultural perspectives that expand their understanding of local and global issues	0.00% 0	25.00% 2	62.50% 5	12.50% 1	8	2.88
c. Collaborating with families and communities to promote learner growth and development	0.00% 0	25.00% 2	62.50% 5	12.50% 1	8	2.88
d. My overall assessment of the graduate's ability to foster an equitable learning environment	0.00% 0	28.57% 2	57.14% 4	14.29% 1	7	2.86

#	ADDITIONAL COMMENTS	DATE
1	More difficult with Covid this year.	5/5/2021 2:33 PM
2	Parent/teacher conferences were excellent this year, especially with communication.	5/5/2021 2:27 PM

**Q16 Program Completers: How relevant was your Bethel College teacher education program to the job responsibilities of teaching? How well did your Bethel College teacher education program prepare you for the professional responsibilities of teaching? Please comment. Employers: How satisfied are you with the way Bethel College equipped (the completer) for the assigned responsibilities in working with P-12 students? Please comment.**

Answered: 8 Skipped: 0

#	RESPONSES	DATE
1	Solid, planning responsibilities. But you can't prepare for everything. Boost in area of the job responsibilities of teaching. Though instruction on professional responsibilities immaculate.	5/5/2021 2:33 PM
2	BC did a great job of exposure to all elementary content areas. Time able to get out into the classrooms was most valuable. How we look at different content areas--do more.	5/5/2021 2:27 PM
3	BC-good job in cultural disciplines, behavior management, preparation. Good teaching of theories and context.	5/5/2021 2:18 PM
4	Bethel has a good deal of experience by students getting exposure in various classrooms. Multi-cultural class was a huge help in my experience.	5/5/2021 2:15 PM
5	Very relevant. Time we spend in the classroom and in community. Good preparation. Good student teaching experience.	5/5/2021 1:59 PM
6	Teaching-- creating a formal lesson plan -- BC does that well.(Stephanie has typed out extensive comments, which I'll copy and attach to final data)	5/5/2021 1:55 PM
7	Overall -- super prepared. Didn't know how to teach remote. A lot new about SPED. Knew how to complete lesson plans. Interview process.	5/5/2021 1:42 PM
8	BC Ed Program very prepared -- dealing with low income students. Make you prepared to adapt to my situation. Building connections. Being in a safe place for students.	5/5/2021 1:38 PM



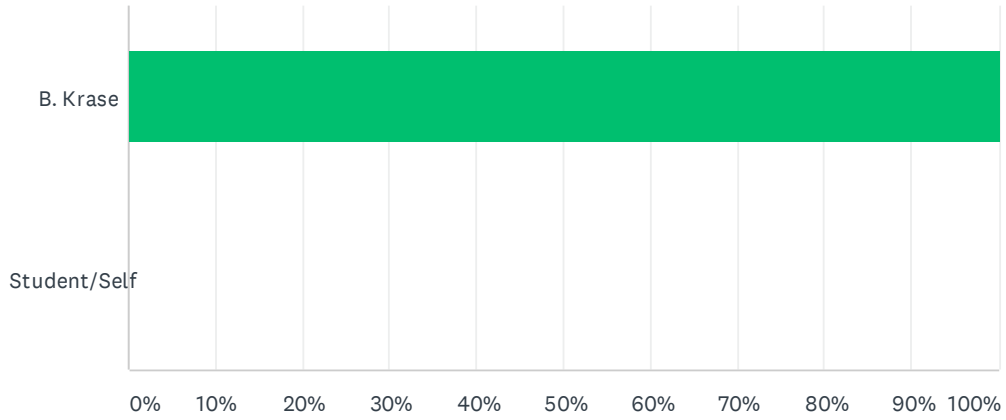
## Q17 Please add any additional information you feel we need regarding improving teacher preparation

Answered: 8 Skipped: 0

#	RESPONSES	DATE
1	Social perspective -- interaction with colleges and administration. Prepared for community interactions -- talking to students/parents/administration.	5/5/2021 2:33 PM
2	BC prep was very good.	5/5/2021 2:27 PM
3	Not everything can be taught. People skills. More about SPED concepts.	5/5/2021 2:18 PM
4	Offering an ESL program at BC or KICA.	5/5/2021 2:15 PM
5	Letrs training -- How the Brain Works -- for BC reading class. How special ed works-- Tier 3 experiences.	5/5/2021 1:59 PM
6	Practice writing formal lesson plans. Have CT work with ST a whole week of planning before ST actually starts. Take a deep dive into Math standards. How to balance teaching and dealing with real world/daily life. Literacy 1st program for 1st & 2nd year teachers.	5/5/2021 1:55 PM
7	SRGs-standards for Reading. Remote situations/hard to prepare for! Reading/Math intervention.	5/5/2021 1:42 PM
8	Being able to student teach in various placements. Student teaching in Newton was not the same as where I'm teaching now.	5/5/2021 1:38 PM

## Q18 Office notes: Name of interviewer

Answered: 8 Skipped: 0



ANSWER CHOICES	RESPONSES	
B. Krase	100.00%	8
Student/Self	0.00%	0
<b>TOTAL</b>		<b>8</b>